

Kosjerić



Profile, April 2026



POPULATION

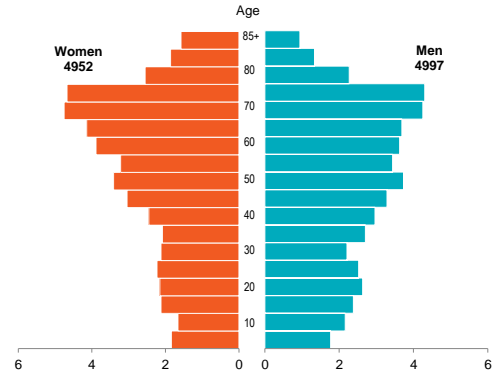
Basic information

Surface area (km ²) ¹	358	(2024)
Number of settlements ²	27	(2024)
Mid-year population (estimation) ⁴	9949	(2024)
Population density (people per sq km) ⁴	28	(2024)
Live births rate ³	7	(2024)
Deaths rate ³	18	(2024)
Natural increase rate ³	-11	(2024)
Life expectancy at birth (years) ³	76	(2024)
Average age (years) ⁴	48	(2024)
Ageing index (60+ yrs / 0–19 yrs) ⁴	218	(2024)
Average number of household members ⁶	2.54	(2022)
Population projections by sex, medium variant ⁵	6766	(2052)

Source:

- ¹ Republic Geodetic Authority
- ² Register of Spatial Units and GIS, SORS
- ³ Vital statistics, SORS
- ⁴ Population estimates, SORS
- ⁵ Population projections, SORS
- ⁶ Census of Population, Households and Dwellings, SORS

Population by five-year age groups and sex, 2024 (%)



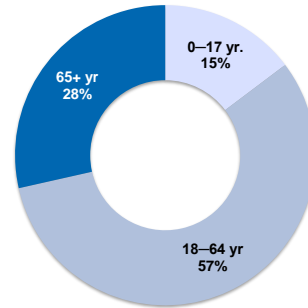
Source: Population estimates, SORS

Population by age and sex, 2023–2024

	2023		2024	
	W	M	W	M
Children aged up to 6 years (preschool age)	241	280	250	270
Children aged 7 to 14 years (primary school age)	315	360	309	358
Children aged 15 to 18 years (secondary school age)	176	216	171	208
Number of children (0–17 years of age)	689	800	689	776
Number of young population (15–29 years of age)	665	752	647	733
Working age population (15–64 years of age)	2943	3129	2859	3065
Total population	5018	5065	4952	4997

Source: Population estimates, SORS

Population by age groups, 2024



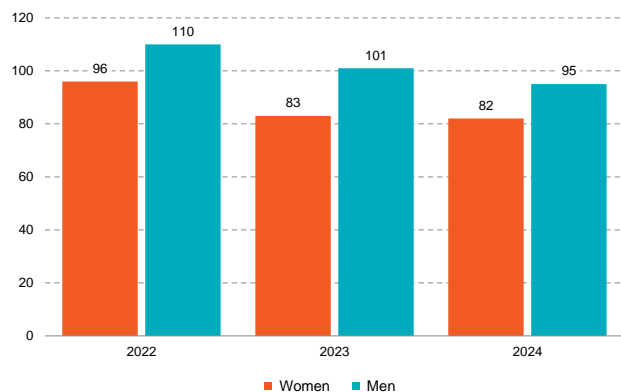
Source: Population estimates, SORS

Live births by sex, 2022–2024



Source: Vital statistics, SORS

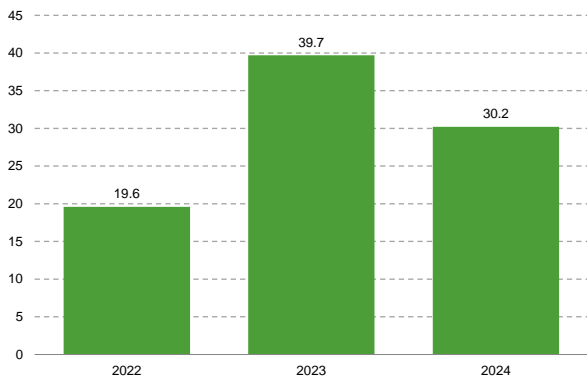
Deaths by sex, 2022–2024



Source: Vital statistics, SORS

Suicide mortality rate, 2022–2024

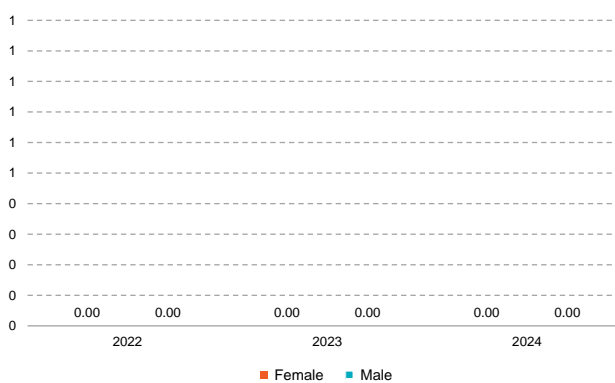
(Per 100,000 population)



SDG indicator 3.4.2
Source: Vital statistics, SORS

Neonatal mortality rate, 2022–2024

(Deaths of infants aged 0-27 days per 1,000 live births)



SDG indicator 3.2.2
Source: Vital statistics, SORS

MORE DATA...

...you can find in database *Natural Changes of population* that also contains other vital statistics data from 1961 till 2024.

devinfo.stat.gov.rs/vitalna

Child mortality rates, 2022–2024

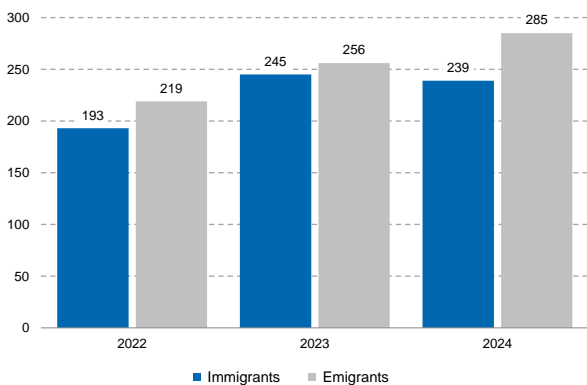
	infants*	perinatal**
2022	0.0	0.0
2023	0.0	0.0
2024	0.0	0.0

* infant deaths per 1000 live births

**stillbirths and infant deaths age 0-6 days per 1000 births (live births and stillbirths)

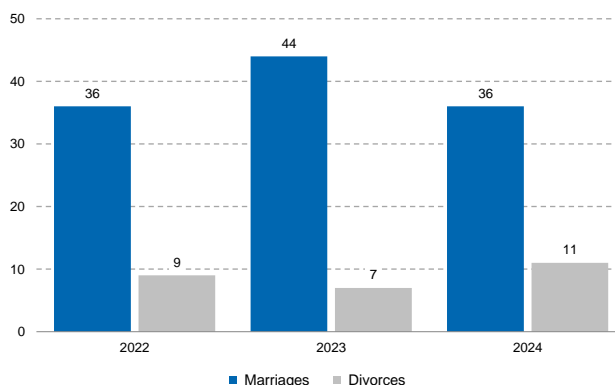
Source: Vital statistics, SORS

Immigrants and emigrants, 2022–2024



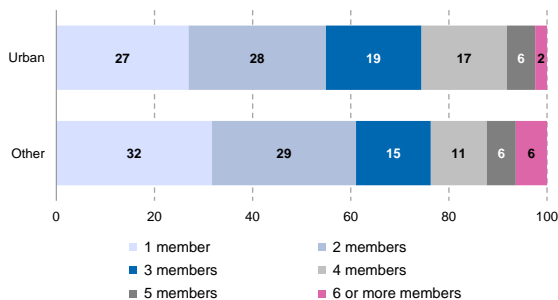
Source: Internal migrations, SORS

Marriages and divorces, 2022–2024



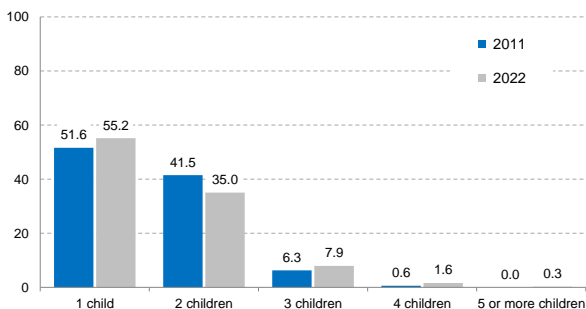
Source: Vital statistics, SORS

Households according to the number of members, 2022 (%)



Source: Census of Population, Households and Dwellings, SORS

Families with children by number of children (%)



Source: Census of Population, Households and Dwellings, SORS

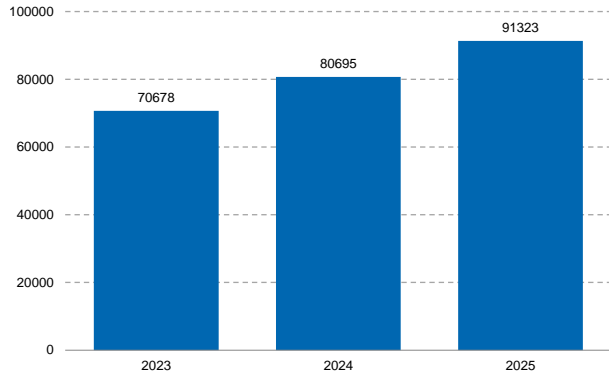
Employment and earnings

Registered employees* ¹		
<i>by municipalities of work</i>	2764	(2024)
<i>by municipalities of residence</i>	3263	(2024)
Registered employees* by municipalities of residence comparing to population number (%) ²	33	(2024)
Average annual net salaries and wages (RSD) ¹	91323	(2025)
Registered unemployed** ³	303	(2025)
Registered unemployed per 1,000 inhabitants ⁴	34	(2024)

* From 2015 the data include registered individual farmers
** state as of 31.12.

Source:
¹ Statistics of Employment and Earnings, SORS
² Statistics of Employment and Earnings and population estimates, SORS
³ National Employment Service
⁴ National Employment Service and Population estimates, SORS

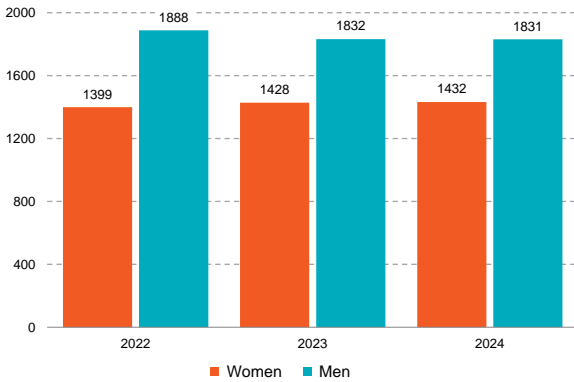
Average annual net salaries and wages*, 2023–2025 (RSD)



* From 2018 the average wages do not apply to the municipality of work, but to the municipality of residence of employees

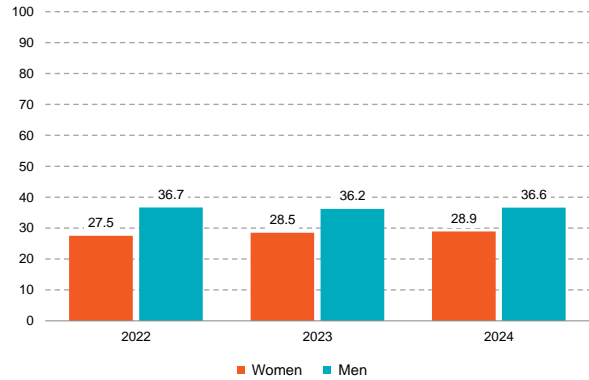
Source: Statistics of Employment and Earnings, SORS

Registered employees by municipalities of residence, 2022–2024*



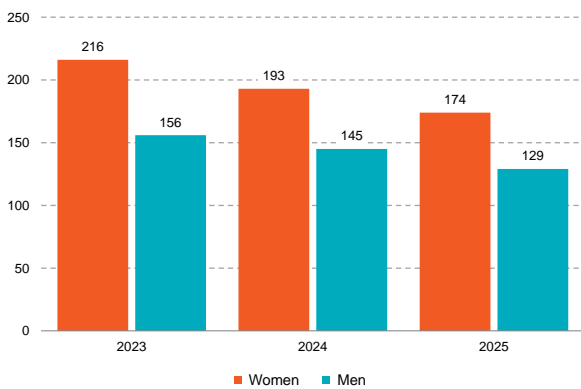
* From 2015 the data include registered individual farmers
Source: Statistics of Employment and Earnings, SORS

Registered employees by municipalities of residence comparing to population number, 2022–2024 (%)



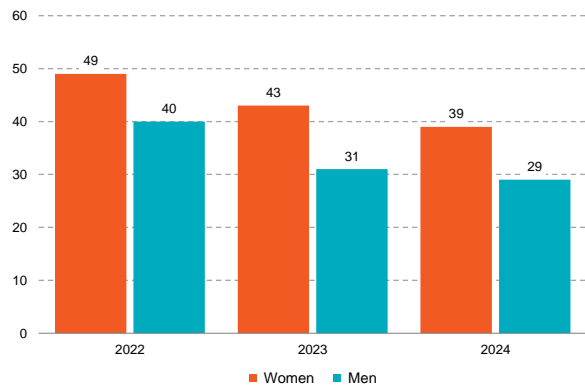
Source: Statistics of Employment and Earnings and Population estimates, SORS

Registered unemployed by sex, 2023–2025*



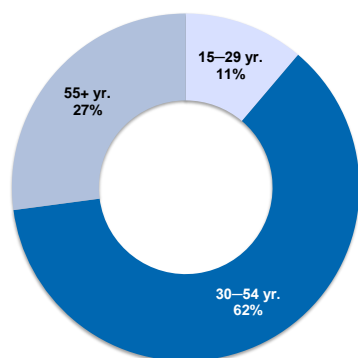
* state as of 31.12.
Source: National Employment Service

Registered unemployed per 1,000 inhabitants, by sex 2022–2024*



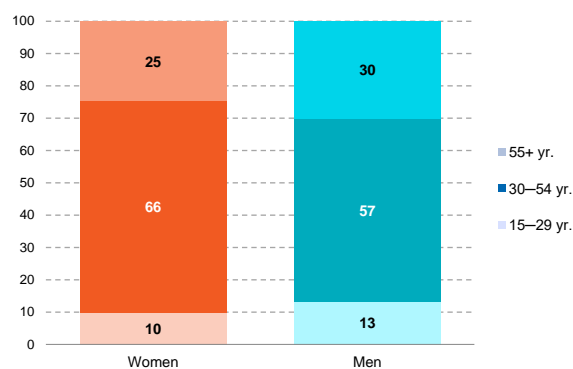
* state as of 31.12.
Source: National Employment Service and Population estimates, SORS

Share of unemployed by age groups in total number of unemployed, 2025



Source: National Employment Service

Share of unemployed by age groups and sex in total number of unemployed, 2025 (%)



Source: National Employment Service

Estimates of poverty by poverty mapping method, 2013

At risk of poverty rate (%)	32.8
At risk of poverty rate - rank of municipalities	83
Gini coefficient (scale from 0 to 100)	33.6
Relative at-risk-of-poverty gap (%)	11

Source: World bank and SORS

Expenditures of budgetary funds beneficiaries, 2024

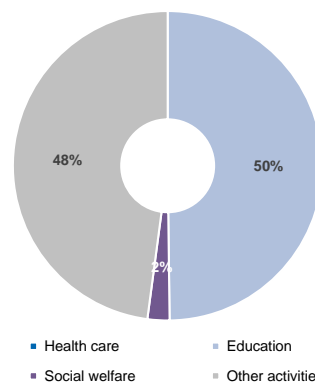
Expenditures of budgetary funds beneficiaries (RSD thousand) ¹	735127
Expenditures of budgetary funds beneficiaries, per capita (RSD) ²	73890
Costs of education for budgetary funds beneficiaries (RSD thousand) ¹	366220
<i>of which for primary education (RSD thousand)¹</i>	229378
Costs of education for budgetary funds beneficiaries, per capita (RSD) ²	36810
Costs of healthcare for budgetary funds beneficiaries ¹ (RSD thousand)	0
Costs of healthcare for budgetary funds beneficiaries, per capita (RSD) ²	0
Costs of social protection for budgetary funds beneficiaries ¹ (RSD thousand)	17182
Costs of social protection for budgetary funds beneficiaries, per capita (RSD) ²	1727

Source:

¹ National Accounts, SORS

² National Accounts and population estimates, SORS

Share of costs by activities in total expenditures of budgetary funds beneficiaries, 2024



Source: National Accounts, SORS

Revenues and expenditure of the budget of cities and municipalities, 2024

Revenues of the budget of the cities and municipalities (RSD thousand) ¹	499617
Per capita revenue of the budget of the cities and municipalities (RSD) ²	50218
Expenditures of the budget of the cities and municipalities (RSD thousand) ¹	476634
Per capita expenditure of the budget of the cities and municipalities (RSD) ²	47908

Source:

¹ Ministry of Finance

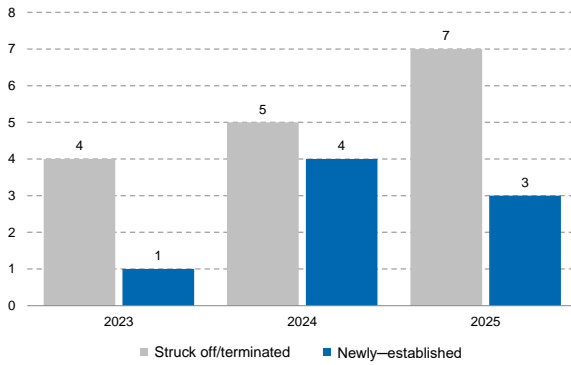
² Ministry of Finance and Population estimates, SORS

Active companies and entrepreneurs

Active companies	90	(2025)
Active entrepreneurs	568	(2025)
Incentives of regional development (RSD thousand)	1061906	(2025)

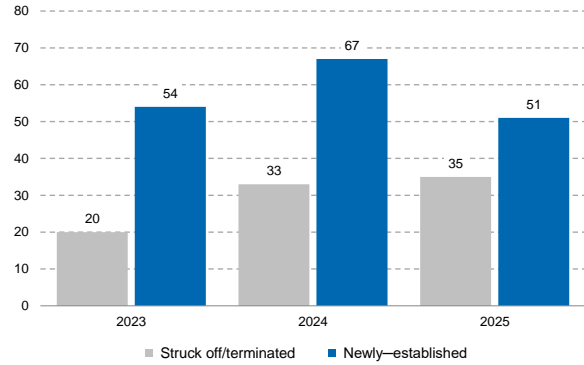
Source: Serbian Business Registers Agency

Struck off/terminated and newly-established companies, 2023–2025



Source: Serbian Business Registers Agency

Struck off/terminated and newly-established entrepreneurs, 2023–2025



Source: Serbian Business Registers Agency

Basic information, 2023

Agricultural holdings	2522	(2023)
Annual work units (number)	3148	(2023)
Number of two axle tractors	-	-
LSU (number)	5048	(2023)

Source: Census of Agriculture, SORS

Employed labour force, 2023

	Total	Women	Men
Holders of family holding	2519	596	1923
Family members and relatives who practiced agricultural activity at family holding	3282	1973	1309
Regularly employed labour at family holding	0	0	0
Labour regularly employed at legal entity/unincorporated enterprise	4	0	4
Managers of holding	2522	596	1926

Source: Census of Agriculture, SORS

Utilised agricultural area, 2023 (ha)

Kitchen garden	236.40
Arable land	3614.47
Fruit plantations	2800.83
Vineyards	0.00
Other permanent plantations	23.91
Meadows and pastures	6186.34
TOTAL	12861.95

Source: Census of Agriculture, SORS

Members and labour regularly employed at family holding by sex, 2023 (%)



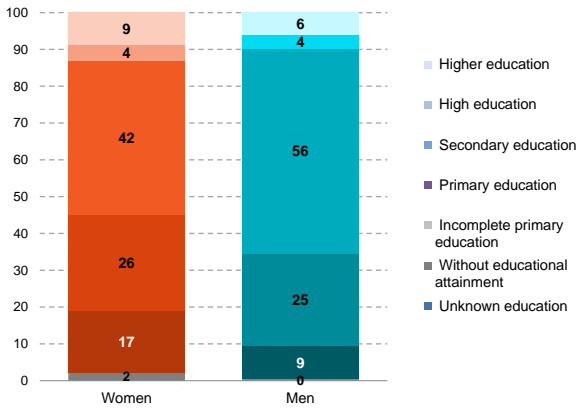
Source: Census of Agriculture, SORS

Livestock number, 2023

Cattle	2304
Pigs	3317
Sheep	21105
Poultry	13573
TOTAL	40299

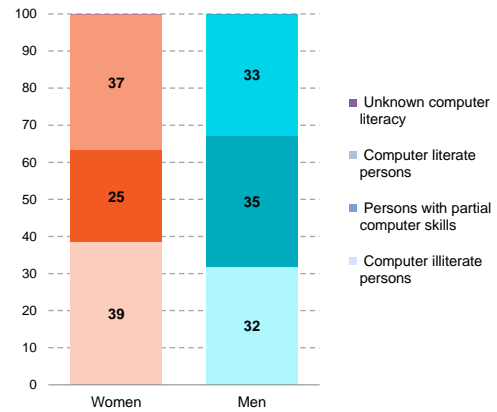
Source: Census of Agriculture, SORS

Population aged 15 and over by educational attainment and sex, 2022 (%)



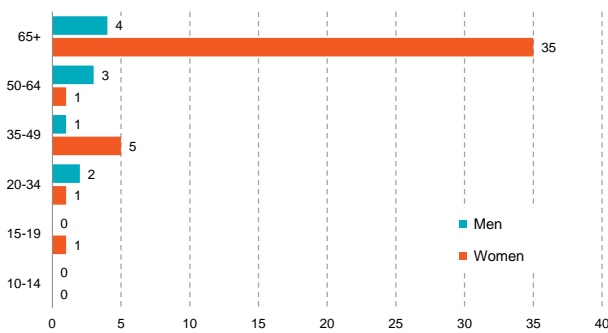
Source: Census of Population, Households and Dwellings, SORS

Population aged 15 and over by computer literacy, 2022 (%)



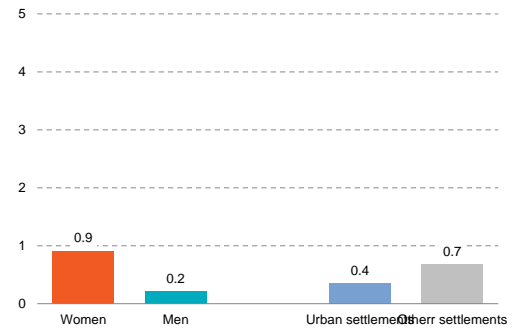
Source: Census of Population, Households and Dwellings, SORS

Illiterate persons aged 10 and over by age groups and sex, 2022



Source: Census of Population, Households and Dwellings, SORS

Share of illiterate population in total population aged 10 and over by sex and type of settlement, 2022 (%)



Source: Census of Population, Households and Dwellings, SORS

PRESCHOOL EDUCATION

Number of institutions	1	(2024)
Number of facilities	1	(2024)
Children aged 0–3 attending preschool education	81	(2024)
Coverage of children aged 0–3 by preschool education (%)	43.4	(2024)
Children aged from 3 to the age when they start attending the preparatory preschool programme	134	(2024)
Coverage of children aged from 3 to the age when they start attending the preparatory preschool programme by preschool education (%)	76.6	(2024)
Children attending preparatory preschool programme	80	(2024)

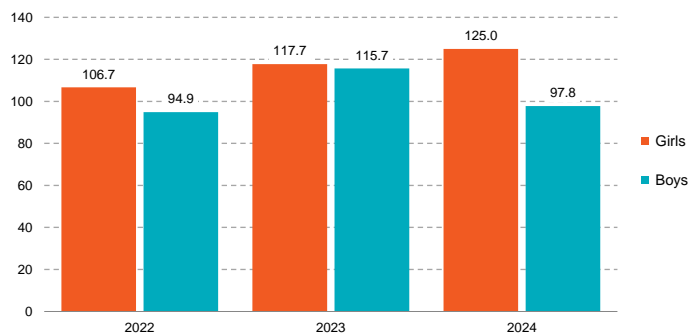
Source: Statistics of Education, SORS

Preschool education – capacity, 2021

	Total	Urban	Other
Number of enrolled children	260	244	16
Children enrolled through capacity	0	0	0
Not enrolled because of overcrowded capacity	0	0	0

Source: Statistics of Education, SORS

Coverage of children by the preparatory preschool programme, 2022–2024 (%)



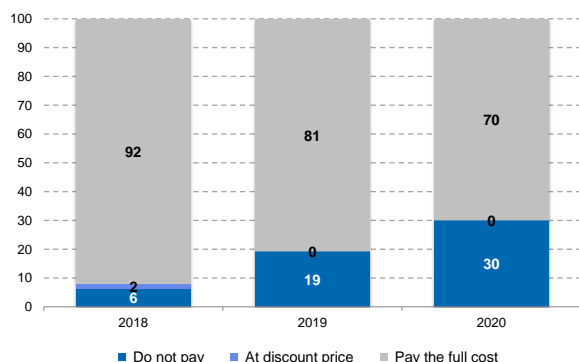
SDG indicator 4.2.2
Source: Statistics of Education, SORS

Children attending preschool education by the duration of stay at day-care centre, 2022–2024 (%)

	2022	2023	2024
Up to 6 hours a day	0.0	0.0	0.0
Up to 6 hours a day three times a week	0.0	0.0	0.0
9-12 hours	76.4	68.3	72.9
More than 24 hours	0.0	0.0	0.0
Attend PPP 4 hours	9.6	15.7	8.5
Attend PPP more than 4 hours	14.0	16.0	18.6
TOTAL	100	100	100

Source: Statistics of Education, SORS

Children attending preschool education by the share of costs payable by their parents, 2018–2020 (%)



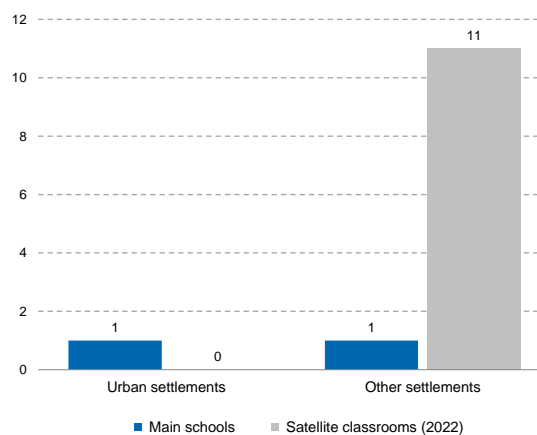
Source: Statistics of Education, SORS

PRIMARY EDUCATION

Primary schools – main schools	2	(2025)
Primary schools – satellite classrooms	11	(2022)
Students enrolled in primary school – main schools		
<i>in lower grades (I – IV)</i>	287	(2025)
<i>to higher grades (V – VIII)</i>	354	(2025)
Students enrolled in primary school – satellite classrooms		
<i>in lower grades (I – IV)</i>	63	(2022)
<i>to higher grades (V – VIII)</i>	28	(2022)
Primary school net attendance ratio (%)	100.0	(2024)
Students who completed the 8 th grade of primary school	86	(2024)
Primary completion rate (%)	102.4	(2024)
Drop-out rate in regular primary schools (%)	0.0	(2022)
Number of children covered by primary education for children with disabilities	0	(2025)
Number of adults covered by primary education	0	(2025)

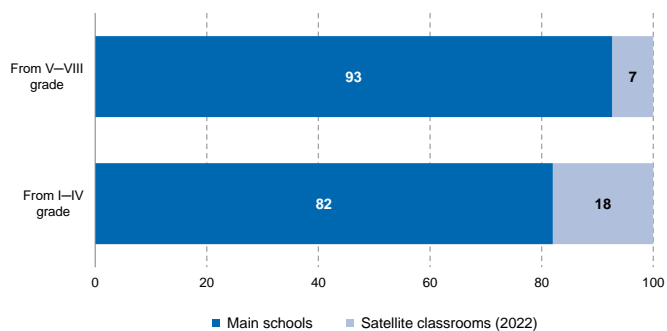
Source: Statistics of Education, SORS

Primary schools by type of settlement, 2025



Source: Statistics of Education, SORS

Students enrolled in primary school, 2025 (%)



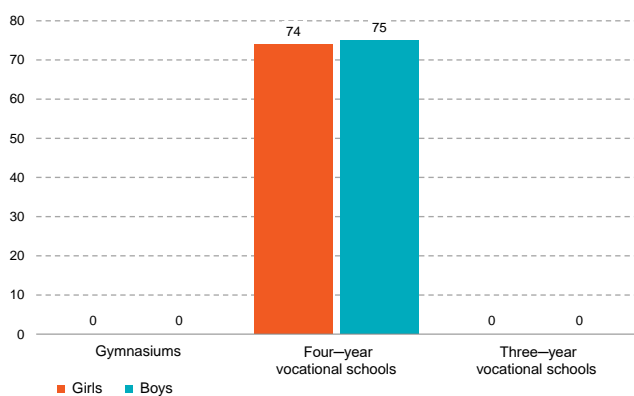
Source: Statistics of Education, SORS

SECONDARY EDUCATION

Secondary schools	1	(2025)
Students enrolled in secondary school	149	(2024)
Coverage of children by secondary education (%)	-	-
Students completing the secondary school	52	(2024)
Secondary school completion rate (%)	-	-
Drop-out rate in regular secondary schools (%)	1.0	(2022)
Number of children covered by secondary education for children with disabilities	0	(2025)

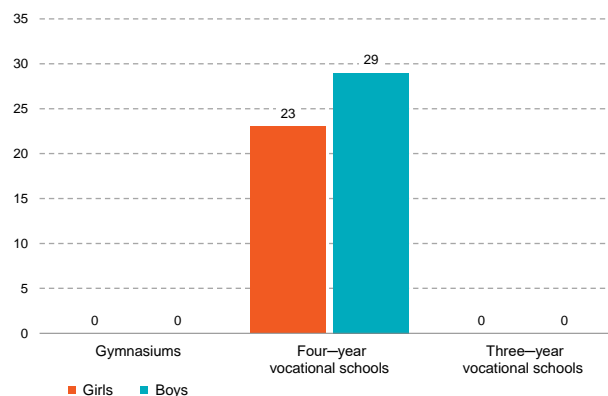
Source: Statistics of Education, SORS

Students enrolled in secondary school, 2024



Source: Statistics of Education, SORS

Students completing the secondary school, 2024



Source: Statistics of Education, SORS



CULTURE


Basic information, 2024

Number of cinemas	0
Number of visitors in cinemas	0
Number of museums	0
Number of visitors in museums	0
Number of theatres	0
Number of performances in theaters	0
Number of visitors in theaters	0

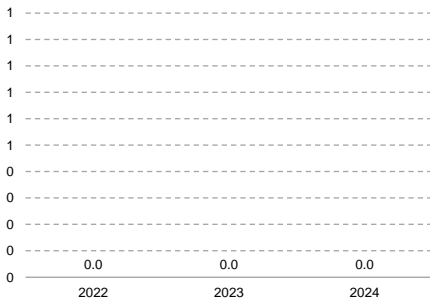
Source: Centre for Study on Cultural Development


Basic information, 2024

Number of doctors	13
Number of doctors per 100,000 inhabitants*	130.7
Doctors — child healthcare (per 100,000 inhabitants aged 0 to 19 years)	120.3
Doctors — adult population healthcare (per 100,000 inhabitants aged 20 years and more)	72.4
Doctors — women's healthcare (per 100,000 women aged 15 years and more)	45.5
Number of dentists per 100,000 inhabitants*	10.1
Coverage of women in the first trimester of pregnancy by modern healthcare (%)	51.4
Coverage of pregnant women by visiting nurse service (Number)	0.9
Number of TB cases	0
Incidence of tuberculosis (per 100,000 population)***	0.0
Proportion of infants vaccinated against diphtheria, tetanus and pertussis (%)**	100.0
Proportion of children vaccinated against measles (%)**	92.9

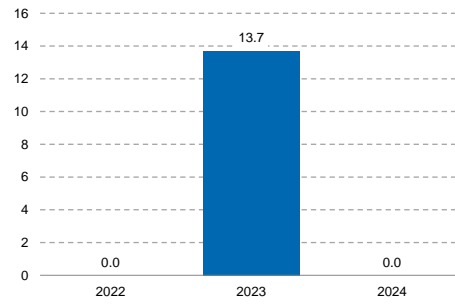
 SDG - *indicator 3.c.1; **indicator 3.b.1; ***indicator 3.3.2
Source: Institute of Public Health of Serbia

Incidence of tuberculosis, 2022–2024
(Per 100,000 population)



 SDG indicator 3.3.2
Source: Institute of Public Health of Serbia

Rate of underage births, 2022–2024
(per 1,000 maternals)



Source: Institute of Public Health of Serbia



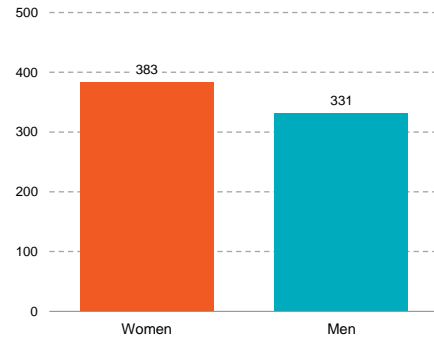
SOCIAL CARE

Total number of social protection beneficiaries registered at the Centre for Social Work	714	(2022)
Share of social protection beneficiaries in total population (%)	7.0	(2022)
Number of professionals in Centre for Social Work**	3	(2022)
Ratio between the number of social protection beneficiaries and professionals of the Centre for Social Work	238	(2022)
Ratio between the number of inhabitants and number of professional workers of the Centre for Social Work	3381	(2022)

** state as of 31.12.

Source: Republic Institute for Social Protection

Total number of social protection beneficiaries registered at the Centre for Social Work, 2022



Source: Republic Institute for Social Protection

ACCOMMODATION SERVICES

Foster families ¹	6	(2025)
Number of children using accommodation services (aged 0–17) ¹	5	(2025)
Rate of children using accommodation services (per 1,000 children) ²	3.5	(2024)
Rate of children in residential institutions (per 1,000 children) ²	0.0	(2024)
Rate of children in foster care (per 1,000 children) ²	3.5	(2024)
Number of children with disabilities using accommodation services ¹	1	(2025)
Number of beneficiaries of public residential institutions aged 65 and over ¹	12	(2025)
Share of beneficiaries of public residential institutions aged 65 and over in total number of people aged 65 and over (%) ²	0.3	(2024)

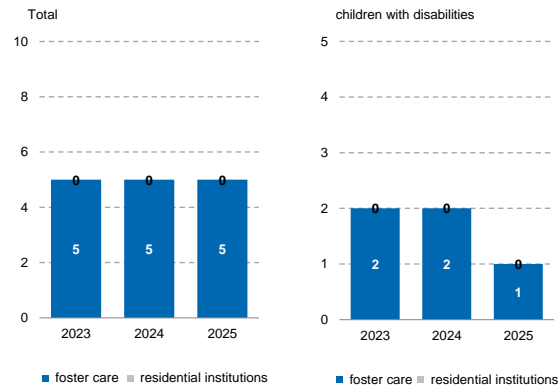
* state as of 31.12.

Source:

¹ Ministry of Labour, Employment, Veteran and Social Affairs

² Ministry of Labour, Employment, Veteran and Social Affairs and Population estimates, SORS

Children using accommodation services by type of accommodation, 2023–2025*



* state as of 31.12.

Source: Ministry of Labour, Employment, Veteran and Social Affairs

CASH BENEFITS

Number of cash social assistance (income support) beneficiaries ¹	75	(2025)
Share of beneficiaries of cash social assistance (income support) in total population (%) ²	0.7	(2024)
Number of child allowance beneficiaries (aged 0–17) ¹	392	(2025)
Share of child allowance beneficiaries in total child population (%) ²	23.1	(2024)
Number of beneficiaries of increased child allowance (aged 0–17) ¹	87	(2025)
Share of beneficiaries of increased child allowance in total child population (%) ²	6.1	(2024)
Number of beneficiaries of basic allowance for assistance and care of another person ¹	34	(2025)
Number of beneficiaries of increased allowance for assistance and care of another person ¹	65	(2025)
Share of beneficiaries of increased allowance for assistance and care of another person in total population (%) ²	0.7	(2024)

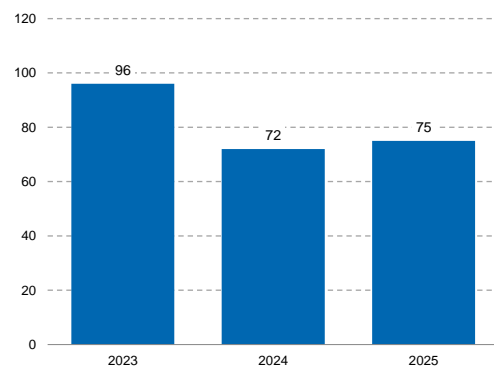
* state as of 31.12.

Source:

¹ Ministry of Labour, Employment, Veteran and Social Affairs

² Ministry of Labour, Employment, Veteran and Social Affairs and Population estimates, SORS

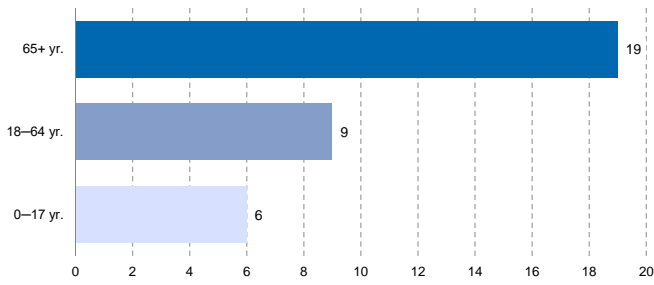
Number of cash social assistance (income support) beneficiaries (persons), 2023–2025*



* state as of 31.12.

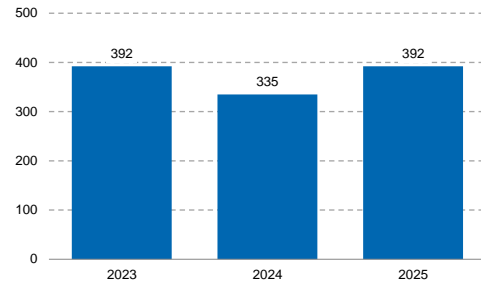
Source: Ministry of Labour, Employment, Veteran and Social Affairs

Number of beneficiaries of basic allowance for assistance and care of another person by age group, 2025*



* state as of 31.12.
Source: Ministry of Labour, Employment, Veteran and Social Affairs

Number of child allowance beneficiaries, 2023-2025*



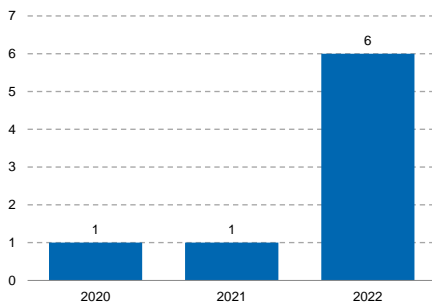
* state as of 31.12.
Source: Ministry of Labour, Employment, Veteran and Social Affairs

PROTECTION

Number of reported cases of domestic violence against children ¹	5	(2022)
Number of reported cases of domestic violence against women ¹	15	(2022)
Number of children in conflict with the law (aged 6-17) ¹	6	(2022)
Rate of children in conflict with the law (aged 6-17) (per 1000 children) ²	6	(2022)

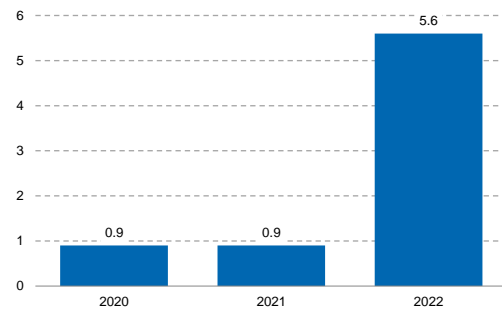
Source:
¹ Republic Institute for Social Protection
² Republic Institute for Social Protection and Population estimates, SORS

Number of children (aged 6-17) in conflict with the law, 2020-2022



Source: Republic Institute for Social Protection

Rate of children (aged 6-17) in conflict with the law, 2020-2022 (per 1,000 children)




Source: Republic Institute for Social Protection and Population estimates, SORS

 **SOCIAL PARTICIPATION**

Basic information

Percentage of voters that voted on elections for deputies of the municipal and city assemblies	73.0	(2024)
Percentage of women deputies in the municipal and city assemblies *	37.0	(2024)

 * SDG indicator 5.5.1
Source: Statistics of Elections, SORS



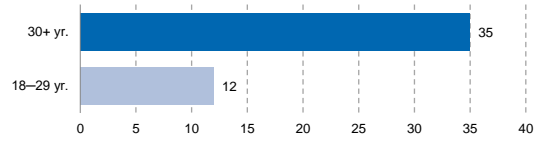
JUDICIARY

Basic information

Convicted juvenile perpetrators of criminal offences (aged 14–17) by place of committing criminal offence	1	(2024)
Convicted adults by place of committing criminal offence	47	(2024)
Convicted adults for theft, aggravated theft and robbery by place of committing criminal offence	3	(2024)

Source: Judiciary statistics, SORS

Convicted adults by place of committing criminal offence and age group, 2024



Source: Judiciary statistics, SORS



TRANSPORT AND INFRASTRUCTURE

Basic information

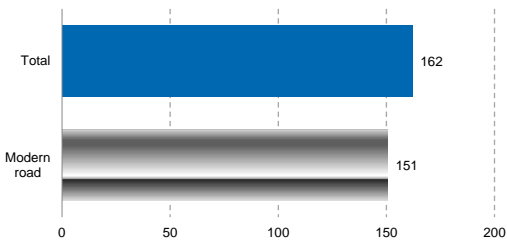
Length of roads (km) ¹	162	(2024)
Constructed dwellings per 1,000 inhabitants ²	1	(2024)
Telephone lines (per 100 inhabitants) ¹	28	(2024)

Source:

¹ Statistics of transport and telecommunications, SORS

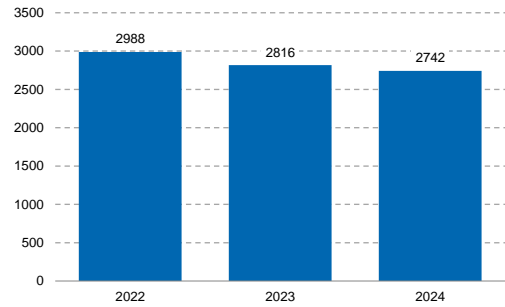
² Construction statistics, SORS

Length of roads, 2024 (km)



Source: Statistics of transport and telecommunications, SORS

Telephone subscribers, 2022–2024



Source: Statistics of transport and telecommunications, SORS



ENVIRONMENT

Basic information

Length of the water supply network (km) ¹	58	(2024)
Households connected to the water supply system ¹	1748	(2024)
Length of urban wastewater collecting network (km) ¹	65	(2024)
Households connected to urban wastewater collecting system ¹	1654	(2024)
Territory of land area covered by forest (ha) ²	16053	(2023)
Proportion of land area covered by forest* (%) ²	45	(2023)

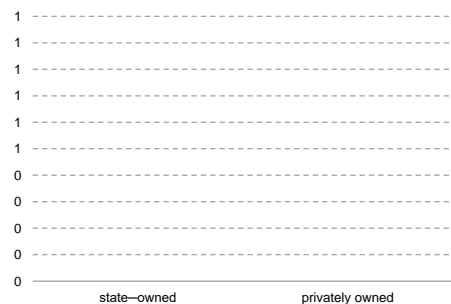
SDG indicator 15.1.1

Source:

¹ Environmental statistics and accounts, SORS

² Forestry statistics, SORS

Land area covered by forest, 2023 (ha)



Source: Forestry statistics, SORS



COMPOSITE INDEXES

Capitals of resilience of municipalities, 2013

Capitals of Resilience Index	15.60
Capitals of Resilience Index - rank	45
Normalized Capitals of Resilience Index	47.48

Source: Human Development Report, UNDP

Child well-being index, 2012–2014

	Index	Rank
2012	34.31	29
2013	34.54	45
2014	32.97	74

Source: SeConS and UNICEF



CATERING AND TOURISM

Basic information

Tourists arrivals

<i>domestic</i>	1227	(2024)
<i>foreign</i>	94	(2024)

Tourists overnight stays

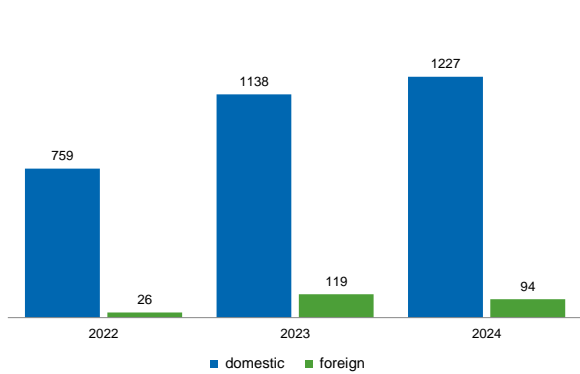
<i>domestic</i>	5221	(2024)
<i>foreign</i>	476	(2024)

Average number of overnight stays

<i>domestic</i>	4.3	(2024)
<i>foreign</i>	5.1	(2024)

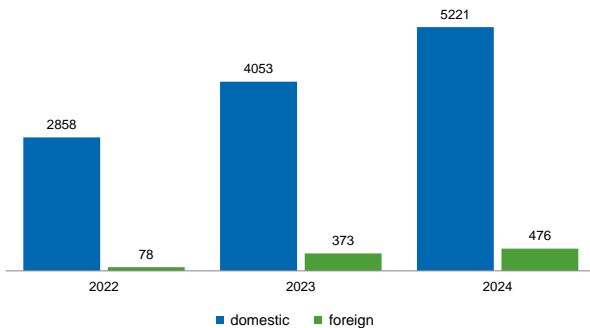
Source: Monthly report on tourist arrivals and nights in accommodation establishments, SORS

Tourists arrivals, 2022–2024



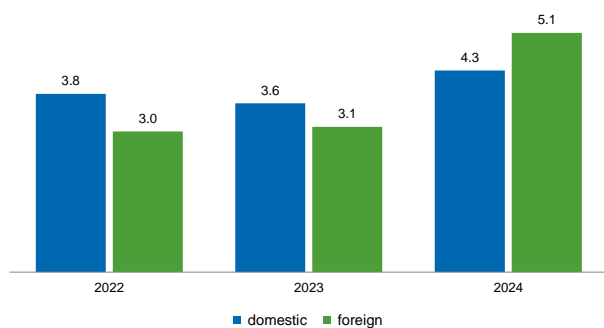
Source: Monthly report on tourist arrivals and nights in accommodation establishments, SORS

Tourists overnight stays, 2022–2024



Source: Monthly report on tourist arrivals and nights in accommodation establishments, SORS

Average number of overnight stays, 2022–2024



Source: Monthly report on tourist arrivals and nights in accommodation establishments, SORS

Additional info:



Download all database data in Excel format:

[Data](#)



DevInfo profiles:

devinfo.stat.gov.rs/SerbiaProfileLauncher/?lang=en



DevInfo online database:

devinfo.stat.gov.rs



For additional information or questions please contact:

devinfo@stat.gov.rs

Useful links:

Centre for Study on Cultural Development

Institute of Public Health of Serbia "Dr Milan Jovanovic Batut"

Ministry of Finance

Ministry of Labour, Employment, Veteran and Social Affairs

National Employment Service

Republic Geodetic Authority

Republic Institute for Social Protection

Serbian Business Registers Agency

Serbian Business Registers Agency (maps)

Statistical Office of the Republic of Serbia