

## Natural changes of population 1961 – 2022

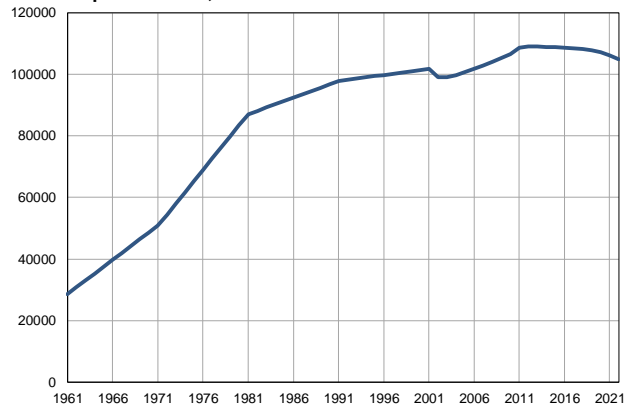
Profile  
July 2023

# Rakovica

|  | 1961  | 2022   |
|--|-------|--------|
| Population size                        | 28613 | 104837 |
| Livebirths, Number                     | 235   | 974    |
| Deaths, Number                         | 60    | 1573   |
| Natural increase, Number               | 175   | -599   |
| Infants deaths, Number                 | 10    | 6      |
| Livebirths, per 1,000 population       | 8     | 9      |
| Deaths, per 1,000 population           | 2     | 15     |
| Natural increase, per 1,000 population | 6     | -6     |
| Infants deaths, per 1,000 livebirths   | 43    | 6      |

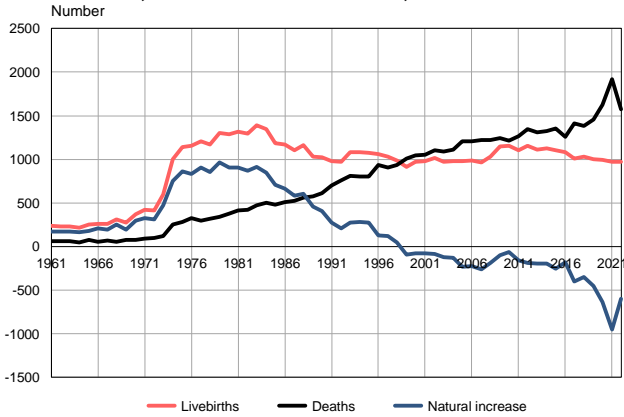
Source: Vital Statistics, SORS

Population size, 1961–2022



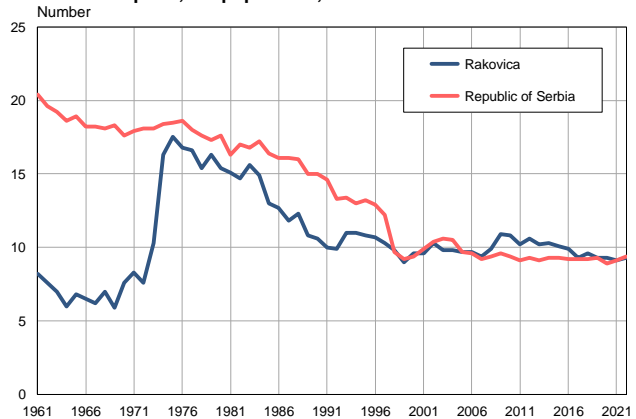
Source: Vital Statistics, SORS

Livebirths, deaths and natural increase, 1961–2022



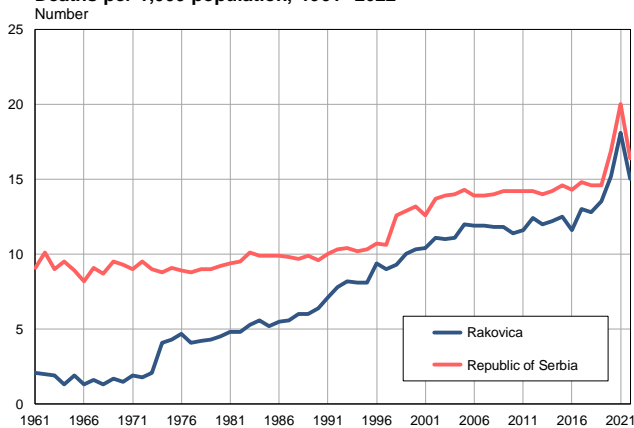
Source: Vital Statistics, SORS

Livebirths per 1,000 population, 1961–2022



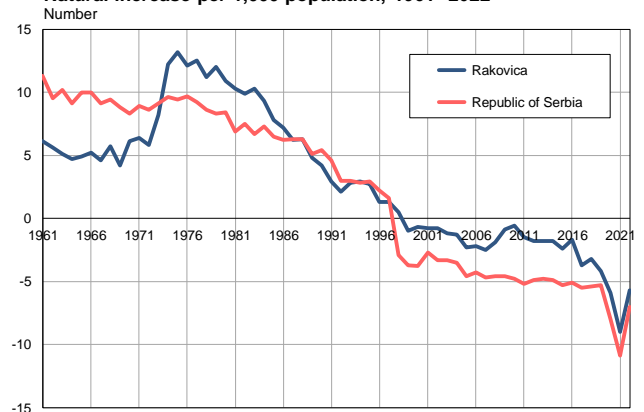
Source: Vital Statistics, SORS

Deaths per 1,000 population, 1961–2022



Source: Vital Statistics, SORS

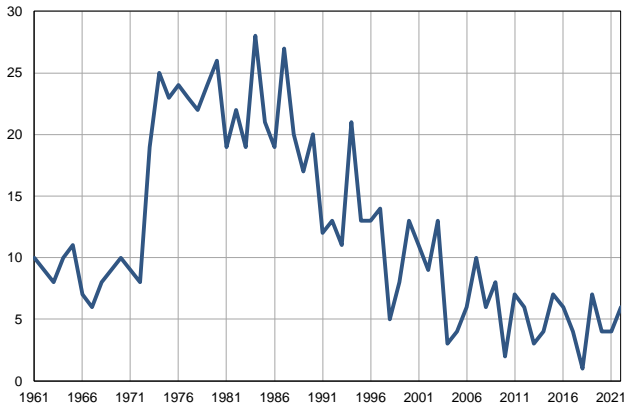
Natural increase per 1,000 population, 1961–2022



Source: Vital Statistics, SORS

**Infants deaths, 1961–2022**

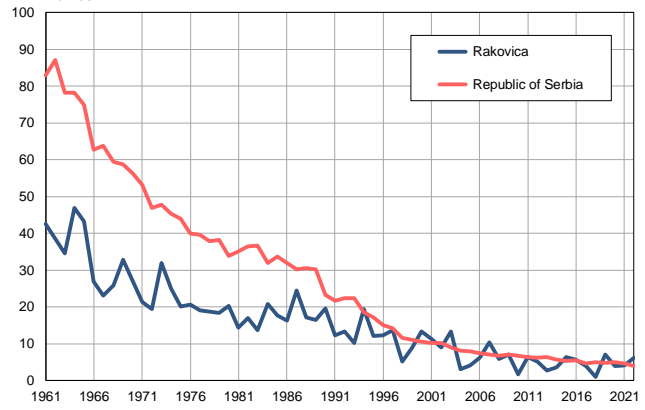
Number



Source: Vital Statistics, SORS

**Infants deaths per 1,000 livebirths, 1961–2022**

Number



Source: Vital Statistics, SORS

**Table. Natural changes of population, Rakovica**

| Year | Number of population | Livebirths | Deaths | Natural increase | Infants deaths | per 1000 population |        |                  | Infant deaths per 1000 livebirths |
|------|----------------------|------------|--------|------------------|----------------|---------------------|--------|------------------|-----------------------------------|
|      |                      |            |        |                  |                | Livebirths          | Deaths | Natural increase |                                   |
| 1961 | 28613                | 235        | 60     | 175              | 10             | 8.2                 | 2.1    | 6.1              | 42.6                              |
| 1962 | 30832                | 234        | 61     | 173              | 9              | 7.6                 | 2.0    | 5.6              | 38.5                              |
| 1963 | 33050                | 232        | 62     | 170              | 8              | 7.0                 | 1.9    | 5.1              | 34.5                              |
| 1964 | 35268                | 213        | 45     | 168              | 10             | 6.0                 | 1.3    | 4.7              | 46.9                              |
| 1965 | 37487                | 254        | 73     | 181              | 11             | 6.8                 | 1.9    | 4.9              | 43.3                              |
| 1966 | 39706                | 260        | 53     | 207              | 7              | 6.5                 | 1.3    | 5.2              | 26.9                              |
| 1967 | 41924                | 260        | 66     | 194              | 6              | 6.2                 | 1.6    | 4.6              | 23.1                              |
| 1968 | 44143                | 310        | 58     | 252              | 8              | 7.0                 | 1.3    | 5.7              | 25.8                              |
| 1969 | 46361                | 274        | 80     | 194              | 9              | 5.9                 | 1.7    | 4.2              | 32.8                              |
| 1970 | 48579                | 371        | 73     | 298              | 10             | 7.6                 | 1.5    | 6.1              | 27.0                              |
| 1971 | 50798                | 422        | 94     | 328              | 9              | 8.3                 | 1.9    | 6.4              | 21.3                              |
| 1972 | 54425                | 412        | 99     | 313              | 8              | 7.6                 | 1.8    | 5.8              | 19.4                              |
| 1973 | 58052                | 596        | 120    | 476              | 19             | 10.3                | 2.1    | 8.2              | 31.9                              |
| 1974 | 61679                | 1003       | 253    | 750              | 25             | 16.3                | 4.1    | 12.2             | 24.9                              |
| 1975 | 65306                | 1144       | 282    | 862              | 23             | 17.5                | 4.3    | 13.2             | 20.1                              |
| 1976 | 68933                | 1158       | 324    | 834              | 24             | 16.8                | 4.7    | 12.1             | 20.7                              |
| 1977 | 72559                | 1205       | 299    | 906              | 23             | 16.6                | 4.1    | 12.5             | 19.1                              |
| 1978 | 76186                | 1173       | 321    | 852              | 22             | 15.4                | 4.2    | 11.2             | 18.8                              |
| 1979 | 79814                | 1304       | 341    | 963              | 24             | 16.3                | 4.3    | 12.0             | 18.4                              |
| 1980 | 83440                | 1287       | 378    | 909              | 26             | 15.4                | 4.5    | 10.9             | 20.2                              |
| 1981 | 87067                | 1319       | 416    | 903              | 19             | 15.1                | 4.8    | 10.3             | 14.4                              |
| 1982 | 88136                | 1296       | 424    | 872              | 22             | 14.7                | 4.8    | 9.9              | 17.0                              |
| 1983 | 89204                | 1391       | 475    | 916              | 19             | 15.6                | 5.3    | 10.3             | 13.7                              |
| 1984 | 90273                | 1349       | 504    | 845              | 28             | 14.9                | 5.6    | 9.3              | 20.8                              |
| 1985 | 91341                | 1185       | 477    | 708              | 21             | 13.0                | 5.2    | 7.8              | 17.7                              |
| 1986 | 92410                | 1173       | 506    | 667              | 19             | 12.7                | 5.5    | 7.2              | 16.2                              |
| 1987 | 93478                | 1107       | 524    | 583              | 27             | 11.8                | 5.6    | 6.2              | 24.4                              |
| 1988 | 94547                | 1166       | 564    | 602              | 20             | 12.3                | 6.0    | 6.3              | 17.2                              |
| 1989 | 95615                | 1032       | 577    | 455              | 17             | 10.8                | 6.0    | 4.8              | 16.5                              |
| 1990 | 96684                | 1023       | 615    | 408              | 20             | 10.6                | 6.4    | 4.2              | 19.6                              |
| 1991 | 97752                | 976        | 698    | 278              | 12             | 10.0                | 7.1    | 2.9              | 12.3                              |
| 1992 | 98158                | 971        | 761    | 210              | 13             | 9.9                 | 7.8    | 2.1              | 13.4                              |
| 1993 | 98562                | 1080       | 807    | 273              | 11             | 11.0                | 8.2    | 2.8              | 10.2                              |
| 1994 | 98969                | 1084       | 804    | 280              | 21             | 11.0                | 8.1    | 2.9              | 19.4                              |
| 1995 | 99375                | 1072       | 800    | 272              | 13             | 10.8                | 8.1    | 2.7              | 12.1                              |
| 1996 | 99781                | 1063       | 934    | 129              | 13             | 10.7                | 9.4    | 1.3              | 12.2                              |
| 1997 | 100186               | 1030       | 906    | 124              | 14             | 10.3                | 9.0    | 1.3              | 13.6                              |
| 1998 | 100592               | 986        | 938    | 48               | 5              | 9.8                 | 9.3    | 0.5              | 5.1                               |
| 1999 | 100997               | 914        | 1006   | -92              | 8              | 9.0                 | 10.0   | -1.0             | 8.8                               |
| 2000 | 101404               | 969        | 1043   | -74              | 13             | 9.6                 | 10.3   | -0.7             | 13.4                              |
| 2001 | 101809               | 977        | 1054   | -77              | 11             | 9.6                 | 10.4   | -0.8             | 11.3                              |
| 2002 | 99035                | 1016       | 1104   | -88              | 9              | 10.3                | 11.1   | -0.8             | 8.9                               |
| 2003 | 99055                | 974        | 1092   | -118             | 13             | 9.8                 | 11.0   | -1.2             | 13.3                              |
| 2004 | 99758                | 980        | 1111   | -131             | 3              | 9.8                 | 11.1   | -1.3             | 3.1                               |
| 2005 | 100783               | 977        | 1209   | -232             | 4              | 9.7                 | 12.0   | -2.3             | 4.1                               |

**Table. Natural changes of population, Rakovica**

| Year | Number of population | Livebirths | Deaths | Natural increase | Infants deaths | per 1000 population |        |                  | Infant deaths per 1000 livebirths |
|------|----------------------|------------|--------|------------------|----------------|---------------------|--------|------------------|-----------------------------------|
|      |                      |            |        |                  |                | Livebirths          | Deaths | Natural increase |                                   |
| 2006 | 101684               | 983        | 1210   | -227             | 6              | 9.7                 | 11.9   | -2.2             | 6.1                               |
| 2007 | 102702               | 961        | 1224   | -263             | 10             | 9.4                 | 11.9   | -2.5             | 10.4                              |
| 2008 | 104057               | 1033       | 1224   | -191             | 6              | 9.9                 | 11.8   | -1.9             | 5.8                               |
| 2009 | 105377               | 1151       | 1247   | -96              | 8              | 10.9                | 11.8   | -0.9             | 7.0                               |
| 2010 | 106571               | 1155       | 1216   | -61              | 2              | 10.8                | 11.4   | -0.6             | 1.7                               |
| 2011 | 108522               | 1103       | 1263   | -160             | 7              | 10.2                | 11.6   | -1.5             | 6.3                               |
| 2012 | 109002               | 1158       | 1349   | -191             | 6              | 10.6                | 12.4   | -1.8             | 5.2                               |
| 2013 | 109034               | 1111       | 1306   | -195             | 3              | 10.2                | 12.0   | -1.8             | 2.7                               |
| 2014 | 108910               | 1126       | 1324   | -198             | 4              | 10.3                | 12.2   | -1.8             | 3.6                               |
| 2015 | 108823               | 1104       | 1355   | -251             | 7              | 10.1                | 12.5   | -2.4             | 6.3                               |
| 2016 | 108710               | 1079       | 1259   | -180             | 6              | 9.9                 | 11.6   | -1.7             | 5.6                               |
| 2017 | 108477               | 1011       | 1415   | -404             | 4              | 9.3                 | 13.0   | -3.7             | 4.0                               |
| 2018 | 108198               | 1034       | 1382   | -348             | 1              | 9.6                 | 12.8   | -3.2             | 1.0                               |
| 2019 | 107827               | 999        | 1454   | -455             | 7              | 9.3                 | 13.5   | -4.2             | 7.0                               |
| 2020 | 107234               | 995        | 1627   | -632             | 4              | 9.3                 | 15.2   | -5.9             | 4.0                               |
| 2021 | 106186               | 969        | 1922   | -953             | 4              | 9.1                 | 18.1   | -9.0             | 4.1                               |
| 2022 | 104837               | 974        | 1573   | -599             | 6              | 9.3                 | 15.0   | -5.7             | 6.2                               |

Source: Vital Statistics, SORS

## Definitions

### Population size

Number of population in the respective year. The data on the number of population in 1961, 1971, 1981 and 1991 are census data, while for the inter-census years the number of population was calculated as an average inter-census difference. From 2002 are given the population estimates that were calculated according to the census of population results and the annual statistics of natural mechanical population movements.

### Livebirths

Absolute number of live births in the course of a year. Live born child means a child giving vital signs after birth (breathing, i.e. heartbeat), even for the shortest time, regardless the mother's pregnancy duration.

### Deaths

Absolute number of deaths in the course of a year. Deceased is a person that whenever after having been born live, shows permanently stopped vital signs.

### Natural increase

Natural population increase is the number of live births minus the number of deaths.

### Infants deaths

Absolute number of infants deaths in the course of a year. Deceased infant is a child that after having been born live and before aged one year, shows permanently stopped vital signs.

### Livebirths, per 1 000 population

Livebirths rate is the ratio of the number of live births and the population size in the respective year. The number of live births is divided by the population size and then multiplied by 1000.

### Deaths, per 1 000 population

General mortality rate represents the ratio between the number of deaths and the population size in the respective year. The number of deaths is divided by population size and then multiplied by 1000.

### Natural increase, per 1 000 population

Natural population increase rate is the difference between the number of live births and the number of deaths, in relation to the population size in the respective year.

Natural population increase rate = (number of live births - number of deaths) / population size \* 1000

### Infants deaths, per 1 000 livebirths

Infant mortality rate is the ratio of deceased children under 1 year of age and live births in the respective year. The mortality rate is expressed per 1000 live births.

Infant mortality rate = (number of deceased children under 1 year of age / number of live births) \* 1000

## Additional info:



Download all database data in Excel format:

[Data](#)



DevInfo profiles:

[devinfo.stat.gov.rs/SerbiaProfileLauncher/?lang=en](http://devinfo.stat.gov.rs/SerbiaProfileLauncher/?lang=en)



DevInfo online database:

[devinfo.stat.gov.rs/vitalna](http://devinfo.stat.gov.rs/vitalna)



For additional information or questions please contact:

[devinfo@stat.gov.rs](mailto:devinfo@stat.gov.rs)