

Natural changes of population 2005 – 2022

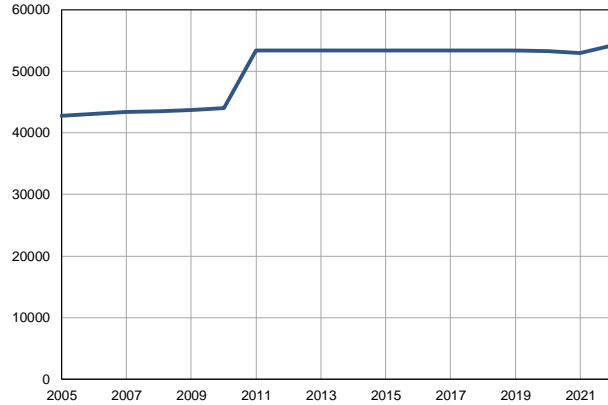
Profile
July 2023

Pantelej

	2005	2022
Population size	42719	54180
Livebirths, Number	391	479
Deaths, Number	527	667
Natural increase, Number	-136	-188
Infants deaths, Number	1	4
Livebirths, per 1,000 population	9	9
Deaths, per 1,000 population	12	12
Natural increase, per 1,000 population	-3	-4
Infants deaths, per 1,000 livebirths	3	8

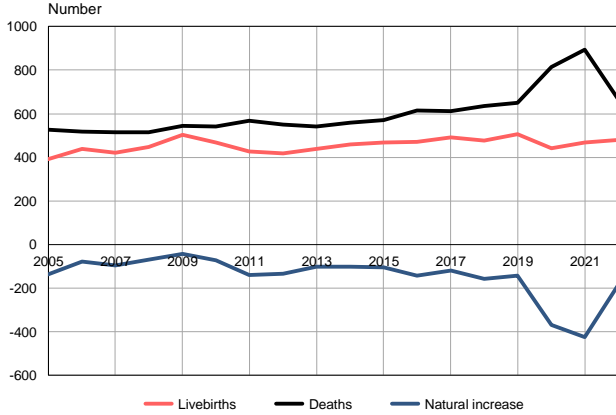
Source: Vital Statistics, SORS

Population size, 2005–2022



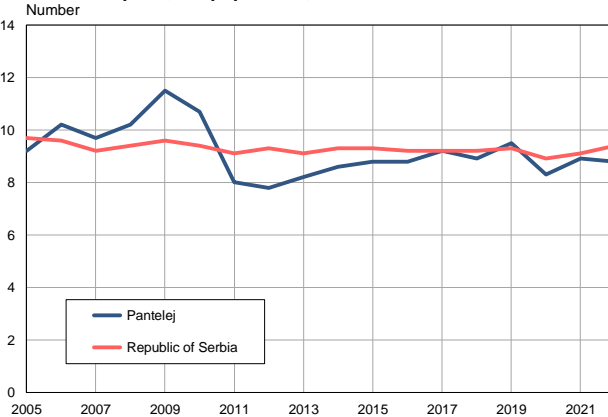
Source: Vital Statistics, SORS

Livebirths, deaths and natural increase, 2005–2022



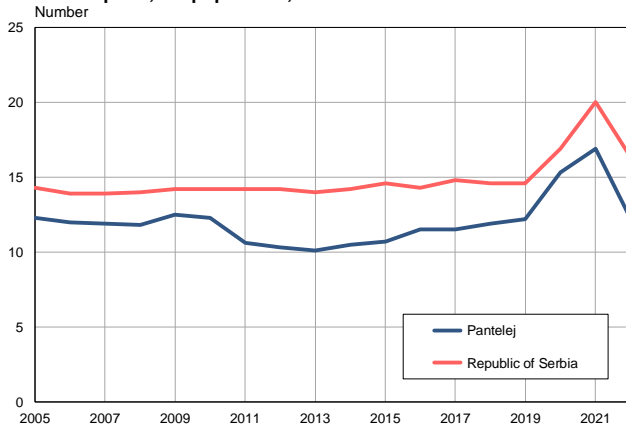
Source: Vital Statistics, SORS

Livebirths per 1,000 population, 2005–2022



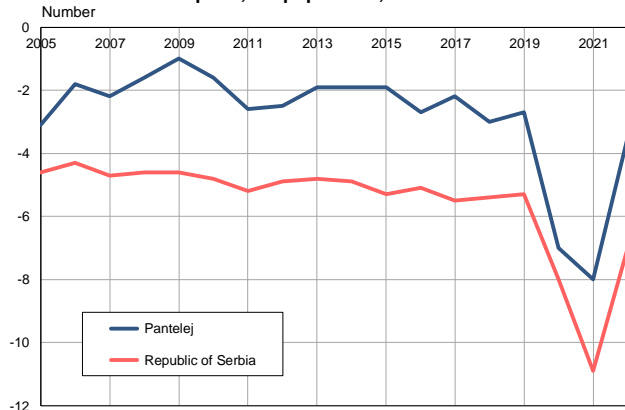
Source: Vital Statistics, SORS

Deaths per 1,000 population, 2005–2022



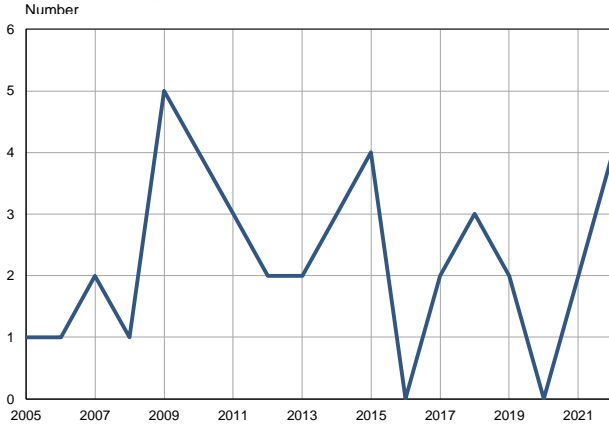
Source: Vital Statistics, SORS

Natural increase per 1,000 population, 2005–2022



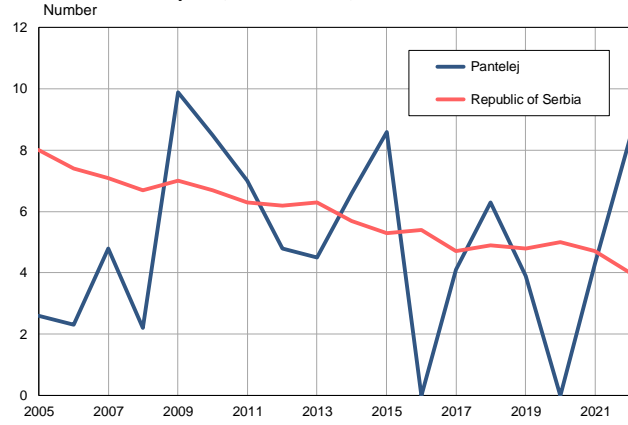
Source: Vital Statistics, SORS

Infants deaths, 2005–2022



Source: Vital Statistics, SORS

Infants deaths per 1,000 livebirths, 2005–2022



Source: Vital Statistics, SORS

Table. Natural changes of population, Pantelej

Year	Number of population	Livebirths	Deaths	Natural increase	Infants deaths	per 1000 population			Infant deaths per 1000 livebirths
						Livebirths	Deaths	Natural increase	
2005	42719	391	527	-136	1	9.2	12.3	-3.1	2.6
2006	43069	440	517	-77	1	10.2	12.0	-1.8	2.3
2007	43371	420	515	-95	2	9.7	11.9	-2.2	4.8
2008	43545	446	516	-70	1	10.2	11.8	-1.6	2.2
2009	43750	503	545	-42	5	11.5	12.5	-1.0	9.9
2010	43993	469	541	-72	4	10.7	12.3	-1.6	8.5
2011	53393	428	568	-140	3	8.0	10.6	-2.6	7.0
2012	53424	417	551	-134	2	7.8	10.3	-2.5	4.8
2013	53394	440	541	-101	2	8.2	10.1	-1.9	4.5
2014	53387	458	560	-102	3	8.6	10.5	-1.9	6.6
2015	53351	467	570	-103	4	8.8	10.7	-1.9	8.6
2016	53348	472	614	-142	0	8.8	11.5	-2.7	0.0
2017	53350	491	611	-120	2	9.2	11.5	-2.2	4.1
2018	53377	477	635	-158	3	8.9	11.9	-3.0	6.3
2019	53388	507	649	-142	2	9.5	12.2	-2.7	3.9
2020	53249	443	813	-370	0	8.3	15.3	-7.0	0.0
2021	52958	469	893	-424	2	8.9	16.9	-8.0	4.3
2022	54180	479	667	-188	4	8.8	12.3	-3.5	8.4

Source: Vital Statistics, SORS

Definitions

Population size

Number of population in the respective year. The data on the number of population in 2005, 1971, 1981 and 1991 are census data, while for the inter-census years the number of population was calculated as an average inter-census difference. From 2002 are given the population estimates that were calculated according to the census of population results and the annual statistics of natural mechanical population movements.

Livebirths

Absolute number of live births in the course of a year. Live born child means a child giving vital signs after birth (breathing, i.e. heartbeat), even for the shortest time, regardless the mother's pregnancy duration.

Deaths

Absolute number of deaths in the course of a year. Deceased is a person that whenever after having been born live, shows permanently stopped vital signs.

Natural increase

Natural population increase is the number of live births minus the number of deaths.

Infants deaths

Absolute number of infants deaths in the course of a year. Deceased infant is a child that after having been born live and before aged one year, shows permanently stopped vital signs.

Livebirths, per 1 000 population

Livebirths rate is the ratio of the number of live births and the population size in the respective year. The number of live births is divided by the population size and then multiplied by 1000.

Deaths, per 1 000 population

General mortality rate represents the ratio between the number of deaths and the population size in the respective year. The number of deaths is divided by population size and then multiplied by 1000.

Natural increase, per 1 000 population

Natural population increase rate is the difference between the number of live births and the number of deaths, in relation to the population size in the respective year.

Natural population increase rate = (number of live births - number of deaths) / population size * 1000

Infants deaths, per 1 000 livebirths

Infant mortality rate is the ratio of deceased children under 1 year of age and live births in the respective year. The mortality rate is expressed per 1000 live births.

Infant mortality rate = (number of deceased children under 1 year of age / number of live births) * 1000

Additional info:



Download all database data in Excel format:

[Data](#)



DevInfo profiles:

devinfo.stat.gov.rs/SerbiaProfileLauncher/?lang=en



DevInfo online database:

devinfo.stat.gov.rs/vitalna



For additional information or questions please contact:

devinfo@stat.gov.rs