

Aleksandrovac



Profile, January 2024

Basic information

Surface area (km ²) ¹	387	(2022)
Number of settlements ²	55	(2022)
Mid-year population (estimation) ³	22158	(2022)
Population density (people per sq km) ³	57	(2022)
Live births rate ³	8	(2022)
Deaths rate ³	30	(2022)
Natural increase rate ³	-22	(2022)
Life expectancy at birth (years) ³	73	(2022)
Average age (years) ³	47	(2022)
Ageing index (60+ yrs / 0–19 yrs) ³	205	(2022)
Average number of household members ⁴	2.90	(2022)
Population projections (medium variant with zero net migration) ³	21747	(2041)
Population projections (medium variant) ³	23894	(2041)

Source:

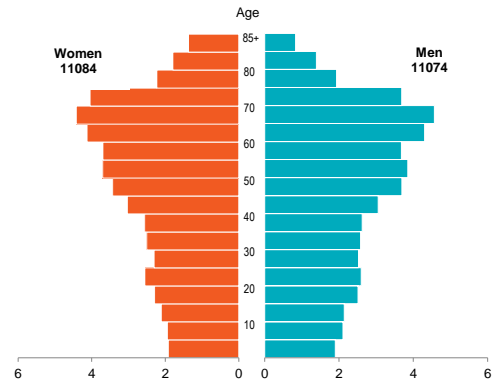
¹ Republic Geodetic Authority

² Register of Spatial Units and GIS, SORS

³ Vital statistics, SORS

⁴ Census of Population, Households and Dwellings, SORS

Population by five-year age groups and sex, 2022 (%)



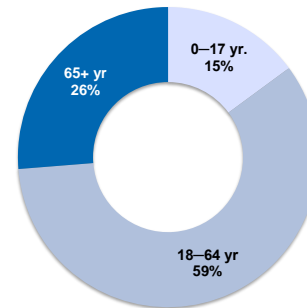
Source: Vital statistics, SORS

Population by age and sex, 2021–2022

	2021		2022	
	W	M	W	M
Children aged up to 6 years (preschool age)	615	599	600	607
Children aged 7 to 14 years (primary school age)	735	770	722	755
Children aged 15 to 18 years (secondary school age)	440	474	406	432
Number of children (0–17 years of age)	1672	1709	1623	1678
Number of young population (15–29 years of age)	1827	1885	1584	1692
Working age population (15–64 years of age)	7089	7462	6692	6962
Total population	11555	11538	11084	11074

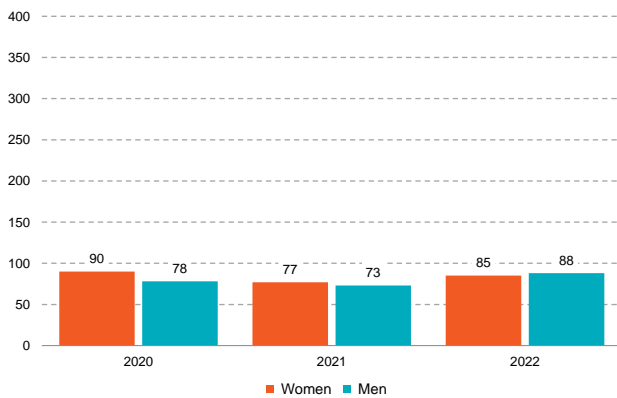
Source: Vital statistics, SORS

Population by age, 2022



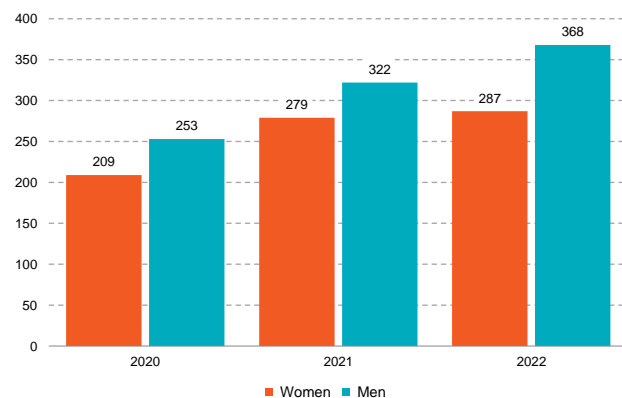
Source: Vital statistics, SORS

Live births by sex, 2020–2022



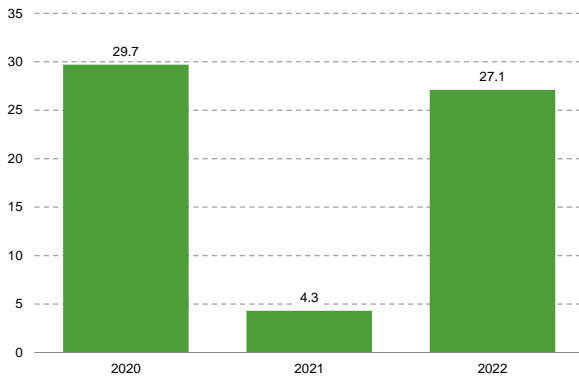
Source: Vital statistics, SORS

Deaths by sex, 2020–2022



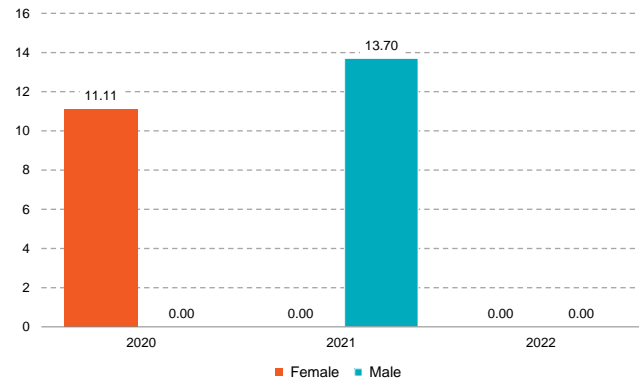
Source: Vital statistics, SORS

Suicide mortality rate, 2020–2022
(Per 100,000 population)



SDG indicator 3.4.2
Source: Vital statistics, SORS

Neonatal mortality rate, 2020–2022
(Deaths of infants aged 0-27 days per 1,000 live births)



SDG indicator 3.2.2
Source: Vital statistics, SORS

MORE DATA...

...you can find in database *Natural Changes of population* that also contains other vital statistics data from 1961 till 2022.

devinfo.stat.gov.rs/vitalna

Child mortality rates, 2020–2022

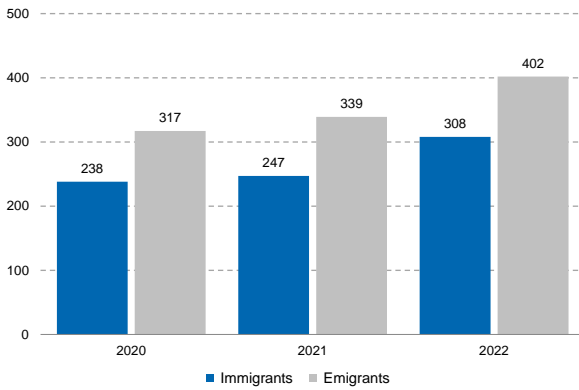
	infants*	perinatal**
2020	6.0	11.8
2021	6.7	6.7
2022	0.0	11.4

* infant deaths per 1000 live births

**stillbirths and infant deaths age 0-6 days per 1000 births (live births and stillbirths)

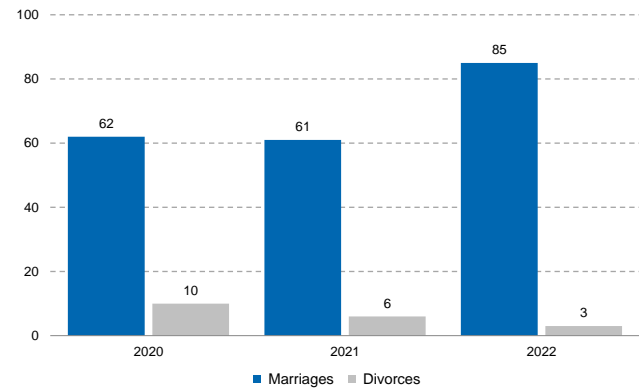
Source: Vital statistics, SORS

Immigrants and emigrants, 2020–2022



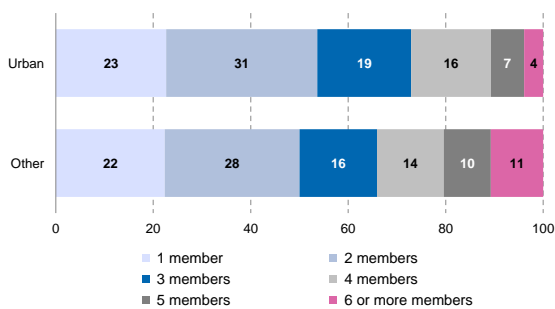
Source: Internal migrations, SORS

Marriages and divorces, 2020–2022



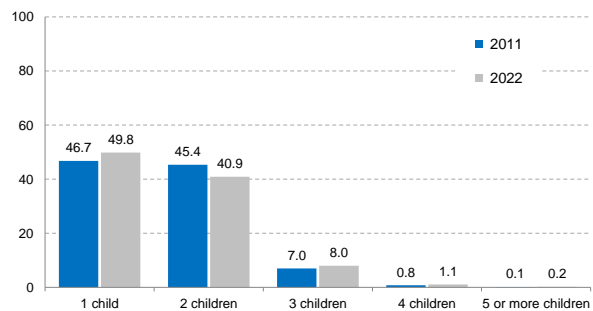
Source: Vital statistics, SORS

Households according to the number of members, 2022 (%)



Source: Census of Population, Households and Dwellings, SORS

Families with children by number of children (%)



Source: Census of Population, Households and Dwellings, SORS

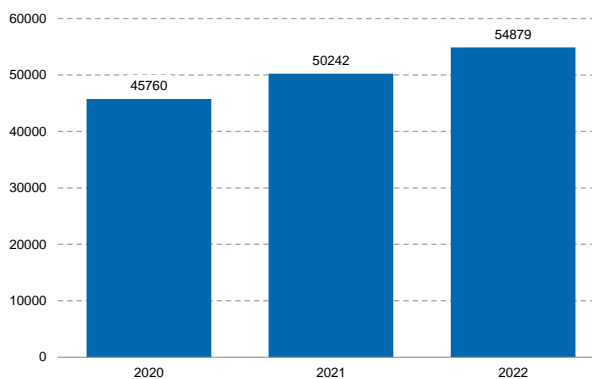
Employment and earnings

Registered employees* ¹		
<i>by municipalities of work</i>	5629	(2022)
<i>by municipalities of residence</i>	6723	(2022)
Registered employees* by municipalities of residence comparing to population number (%) ¹	30	(2022)
Average annual net salaries and wages (RSD) ¹	54879	(2022)
Registered unemployed** ²	2376	(2023)
Registered unemployed per 1,000 inhabitants ²	110	(2022)

* From 2015 the data include registered individual farmers
** state as of 31.12.

Source:
¹ Statistics of Employment and Earnings, SORS
² National Employment Service

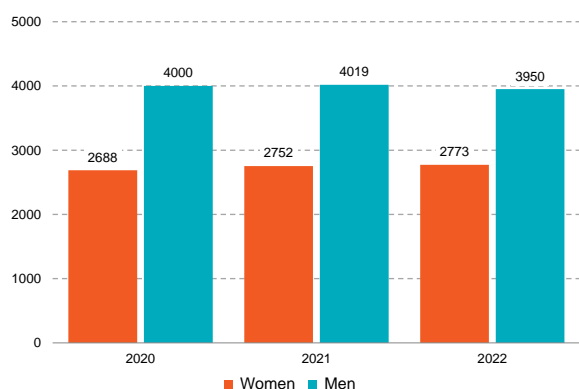
Average annual net salaries and wages*, 2020–2022 (RSD)



* From 2018 the average wages do not apply to the municipality of work, but to the municipality of residence of employees

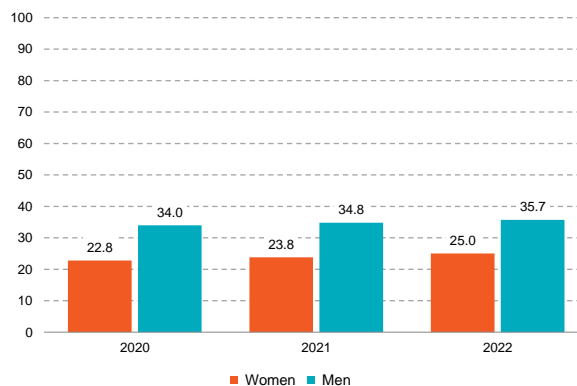
Source: Statistics of Employment and Earnings, SORS

Registered employees by municipalities of residence, 2020–2022*



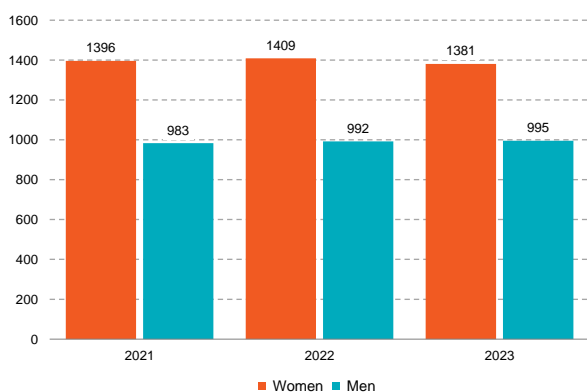
* From 2015 the data include registered individual farmers
Source: Statistics of Employment and Earnings

Registered employees by municipalities of residence comparing to population number, 2020–2022 (%)



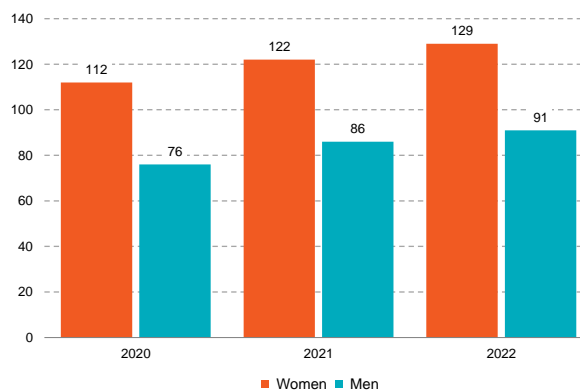
Source: Statistics of Employment and Earnings

Registered unemployed by sex, 2021–2023*



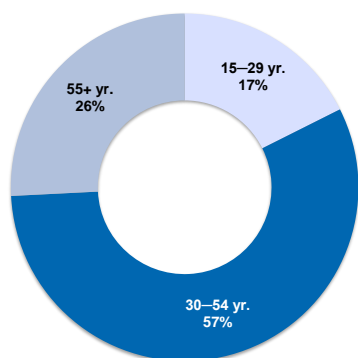
* state as of 31.12.
Source: National Employment Service

Registered unemployed per 1,000 inhabitants, by sex 2020–2022*



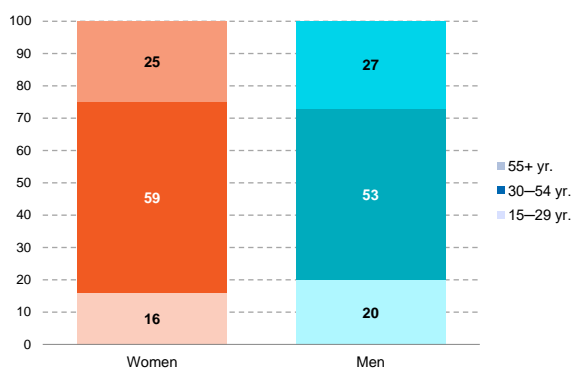
* state as of 31.12.
Source: National Employment Service

Share of unemployed by age groups in total number of unemployed, 2023



Source: National Employment Service

Share of unemployed by age groups and sex in total number of unemployed, 2023 (%)



Source: National Employment Service

Estimates of poverty by poverty mapping method, 2013

At risk of poverty rate (%)	35.3
At risk of poverty rate - rank of municipalities	97
Gini coefficient (scale from 0 to 100)	35.4
Relative at-risk-of-poverty gap (%)	12.3

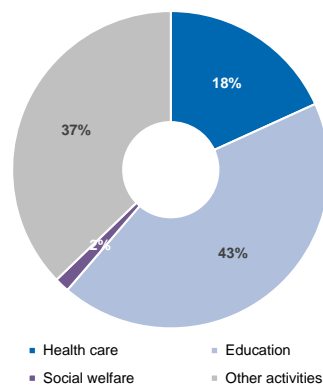
Source: World bank and SORS

Expenditures of budgetary funds beneficiaries, 2022

Expenditures of budgetary funds beneficiaries (RSD thousand)	1544987
Expenditures of budgetary funds beneficiaries, per capita (RSD)	69726
Costs of education for budgetary funds beneficiaries (RSD thousand)	665597
<i>of which for primary education (RSD thousand)</i>	398936
Costs of education for budgetary funds beneficiaries, per capita (RSD)	30039
Costs of healthcare for budgetary funds beneficiaries (RSD thousand)	281571
Costs of healthcare for budgetary funds beneficiaries, per capita (RSD)	12707
Costs of social protection for budgetary funds beneficiaries (RSD thousand)	23632
Costs of social protection for budgetary funds beneficiaries, per capita (RSD)	1067

Source: National Accounts, SORS

Share of costs by activities in total expenditures of budgetary funds beneficiaries, 2022



Source: National Accounts, SORS

Revenues and expenditure of the budget of cities and municipalities, 2022

Revenues of the budget of the cities and municipalities (RSD thousand)	752433
Per capita revenue of the budget of the cities and municipalities (RSD)	33958
Expenditures of the budget of the cities and municipalities (RSD thousand)	754479
Per capita expenditure of the budget of the cities and municipalities (RSD)	34050

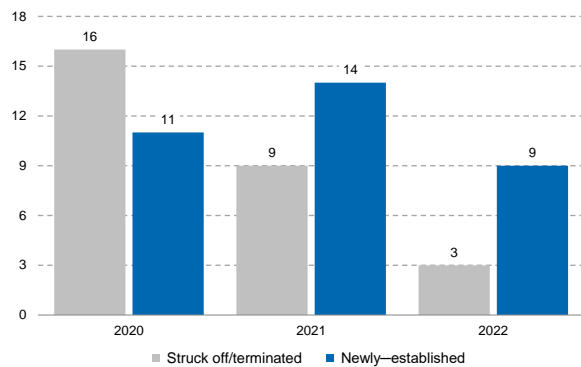
Source: Ministry of Finance

Active companies and entrepreneurs

Active companies	236	(2022)
Active entrepreneurs	1085	(2022)
Incentives of regional development (RSD thousand)	217468	(2022)

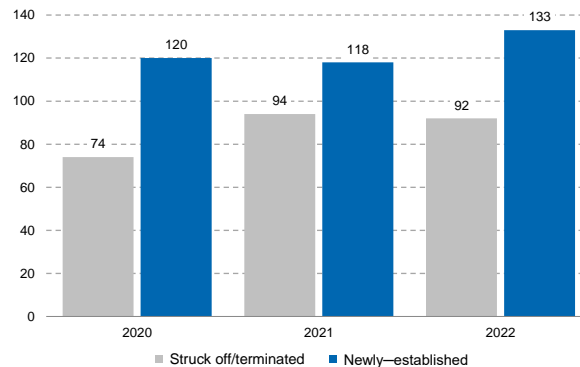
Source: Serbian Business Registers Agency

Struck off/terminated and newly-established companies, 2020–2022



Source: Serbian Business Registers Agency

Struck off/terminated and newly-established entrepreneurs, 2020–2022



Source: Serbian Business Registers Agency



Basic information

Agricultural holdings	5543	(2012)
Annual work units (number)	6457	(2012)
Number of two axle tractors	3676	(2012)
LSU (number)	12339	(2012)

Source: Census of Agriculture, SORS

Employed labour force, 2012

	Total	Women	Men
Holders of family holding	5414	737	4677
Family members and relatives who practiced agricultural activity at family holding	8992	5683	3309
Regularly employed labour at family holding	0	0	0
Labour regularly employed at legal entity/unincorporated enterprise	125	44	81
Managers of holding	5543	654	4889

Source: Census of Agriculture, SORS

Utilised agricultural area, 2012 (ha)

Kitchen garden	74.07
Arable land	6821.13
Fruit plantations	2958.01
Vineyards	1530.56
Other permanent plantations	7.46
Meadows and pastures	2826.33
TOTAL	14217.56

Source: Census of Agriculture, SORS

Members and labour regularly employed at family holding by sex, 2012 (%)



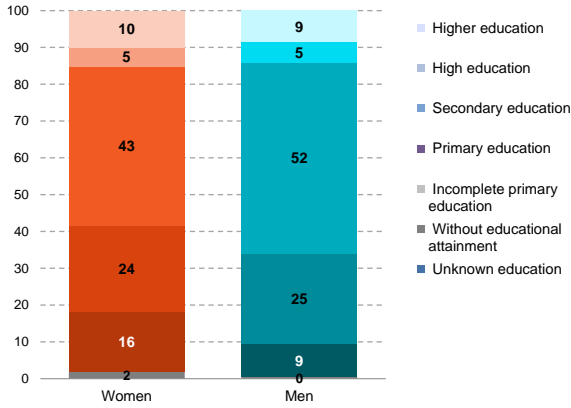
Source: Census of Agriculture, SORS

Livestock number, 2012

Cattle	4308
Pigs	16971
Sheep	15776
Poultry	404577
TOTAL	441632

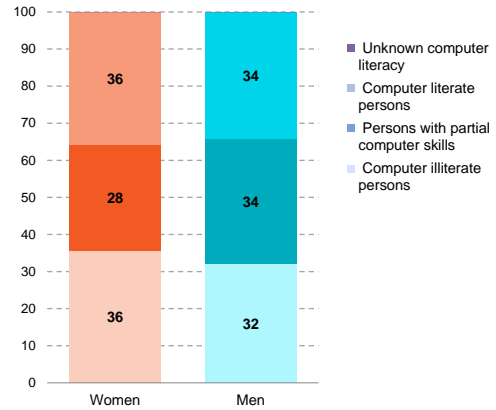
Source: Census of Agriculture, SORS

Population aged 15 and over by educational attainment and sex, 2022 (%)



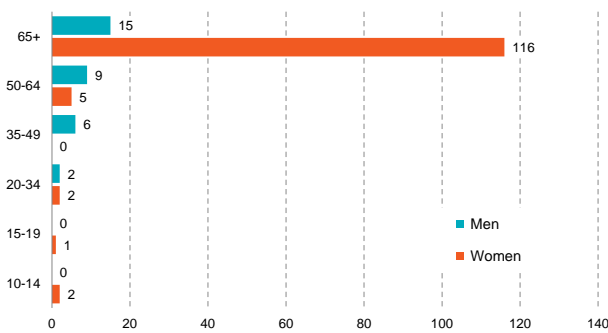
Source: Census of Population, Households and Dwellings, SORS

Population aged 15 and over by computer literacy, 2022 (%)



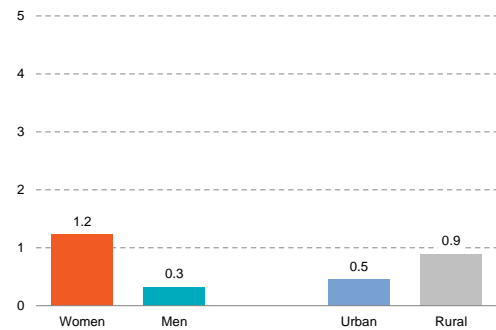
Source: Census of Population, Households and Dwellings, SORS

Illiterate persons aged 10 and over by age groups and sex, 2022



Source: Census of Population, Households and Dwellings, SORS

Share of illiterate population in total population aged 10 and over by sex and type of settlement, 2022 (%)



Source: Census of Population, Households and Dwellings, SORS

PRESCHOOL EDUCATION

Number of institutions	1	(2022)
Number of facilities	20	(2022)
Children aged 0–3 attending preschool education	53	(2022)
Coverage of children aged 0–3 by preschool education (%)	13.1	(2022)
Children aged from 3 to the age when they start attending the preparatory preschool programme	369	(2022)
Coverage of children aged from 3 to the age when they start attending the preparatory preschool programme by preschool education (%)	81.8	(2022)
Children attending preparatory preschool programme	174	(2022)

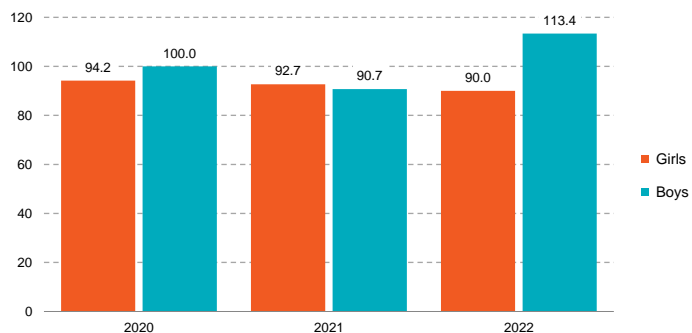
Source: Statistics of Education, SORS

Preschool education – capacity, 2021

	Total	Urban	Other
Number of enrolled children	597	412	185
Children enrolled through capacity	23	23	0
Not enrolled because of overcrowded capacity	69	69	0

Source: Statistics of Education, SORS

Coverage of children by the preparatory preschool programme, 2020–2022 (%)



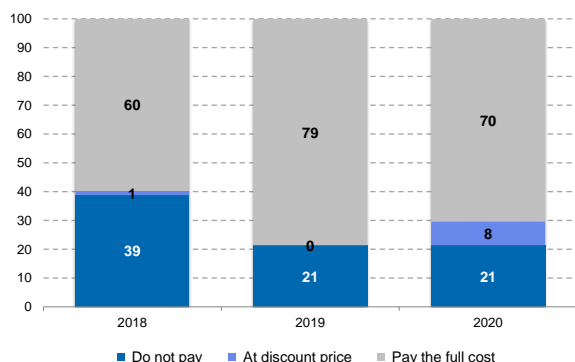
SDG indicator 4.2.2
Source: Statistics of Education, SORS

Children attending preschool education by the duration of stay at day-care centre, 2020–2022 (%)

	2020	2021	2022
Up to 6 hours a day	17.3	20.4	18.5
Up to 6 hours a day three times a week	0.0	0.0	0.0
9-12 hours	53.0	49.9	52.3
More than 24 hours	0.0	0.0	0.0
Attend PPP 4 hours	10.4	10.2	10.1
Attend PPP more than 4 hours	19.3	19.4	19.1
TOTAL	100	100	100

Source: Statistics of Education, SORS

Children attending preschool education by the share of costs payable by their parents, 2018–2020 (%)



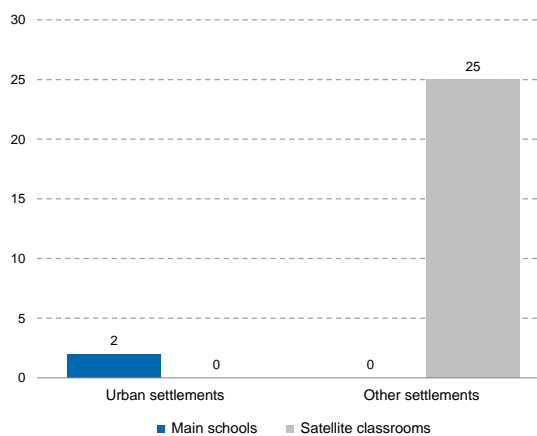
Source: Statistics of Education, SORS

PRIMARY EDUCATION

Primary schools – main schools	2	(2022)
Primary schools – satellite classrooms	25	(2022)
Students enrolled in primary school – main schools		
<i>in lower grades (I – IV)</i>	445	(2022)
<i>to higher grades (V – VIII)</i>	537	(2022)
Students enrolled in primary school – satellite classrooms		
<i>in lower grades (I – IV)</i>	258	(2022)
<i>to higher grades (V – VIII)</i>	188	(2022)
Primary school net attendance ratio (%)	95.3	(2022)
Students who completed the 8 th grade of primary school	194	(2022)
Primary completion rate (%)	100.5	(2022)
Drop-out rate in regular primary schools (%)	-0.1	(2022)
Number of children covered by primary education for children with disabilities	10	(2022)
Number of adults covered by primary education	0	(2022)

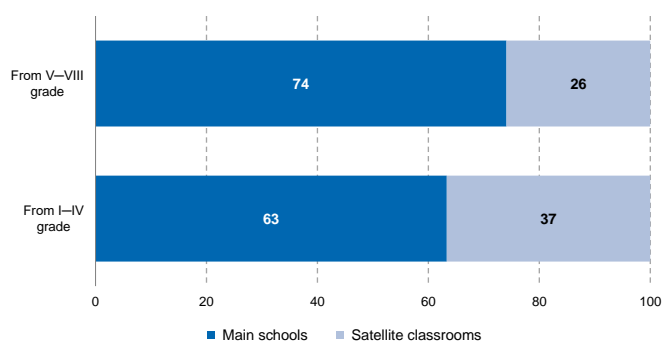
Source: Statistics of Education, SORS

Primary schools by type of settlement, 2022



Source: Statistics of Education, SORS

Students enrolled in primary school, 2022 (%)



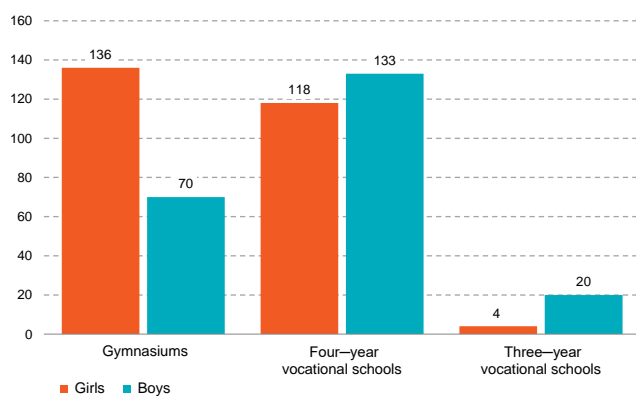
Source: Statistics of Education, SORS

SECONDARY EDUCATION

Secondary schools	1	(2022)
Students enrolled in secondary school	481	(2022)
Coverage of children by secondary education (%)	-	-
Students completing the secondary school	170	(2022)
Secondary school completion rate (%)	-	-
Drop-out rate in regular secondary schools (%)	0.5	(2022)
Number of children covered by secondary education for children with disabilities	0	(2022)

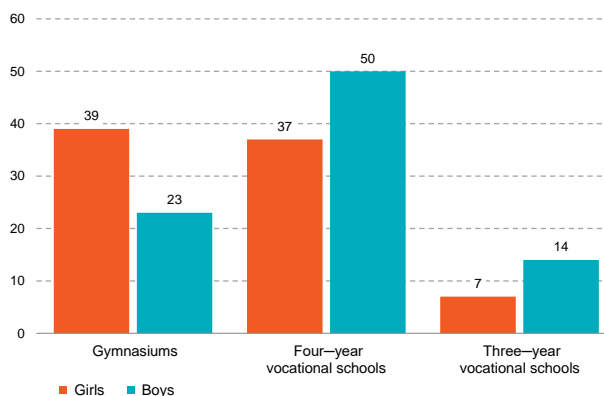
Source: Statistics of Education, SORS

Students enrolled in secondary school, 2022



Source: Statistics of Education, SORS

Students completing the secondary school, 2022



Source: Statistics of Education, SORS



CULTURE


Basic information, 2022

Number of cinemas	1
Number of visitors in cinemas	965
Number of museums	2
Number of visitors in museums	2418
Number of theatres	0
Number of performances in theaters	0
Number of visitors in theaters	0

Source: Centre for Study on Cultural Development

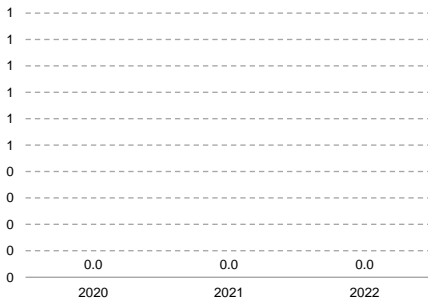
Basic information, 2022


Number of doctors	25
Number of doctors per 1,000 inhabitants*	1.1
Doctors — child healthcare (per 1,000 inhabitants aged 0 to 19 years)	0.8
Doctors — adult population healthcare (per 1,000 inhabitants aged 20 years and more)	0.5
Doctors — women's healthcare (per 1,000 women aged 15 years and more)	0.1
Number of dentists per 10,000 inhabitants*	1.8
Coverage of women in the first trimester of pregnancy by modern healthcare (%)	53.7
Coverage of pregnant women by visiting nurse service (Number)	0.7
Number of TB cases	0
Incidence of tuberculosis (per 100,000 population)***	0.0
Proportion of infants vaccinated against diphtheria, tetanus and pertussis (%)**	96.9
Proportion of children vaccinated against measles (%)**	99.4

 SDG - *indicator 3.c.1; **indicator 3.b.1 ; indicator 3.3.2
Source: Institute of Public Health of Serbia

Incidence of tuberculosis, 2020–2022

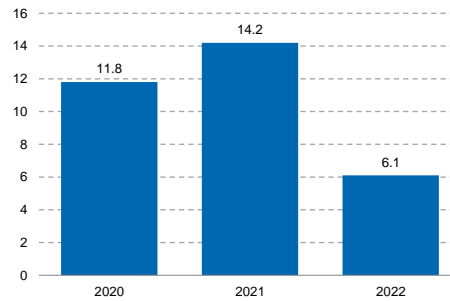
(Per 100,000 population)



 SDG indicator 3.3.2
Source: Institute of Public Health of Serbia

Rate of underage births, 2020–2022

(per 1,000 maternals)



Source: Institute of Public Health of Serbia



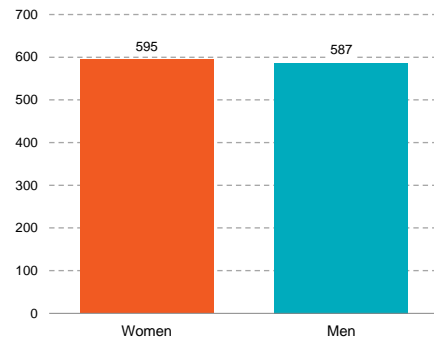
SOCIAL CARE

Total number of social protection beneficiaries registered at the Centre for Social Work	1182	(2022)
Share of social protection beneficiaries in total population (%)*	5.3	(2022)
Number of professionals in Centre for Social Work**	5	(2022)
Ratio between the number of social protection beneficiaries and professionals of the Centre for Social Work	236	(2022)
Ratio between the number of inhabitants and number of professional workers of the Centre for Social Work	4374	(2022)

SDG indicator 1.3.1

** state as of 31.12.
Source: Republic Institute for Social Protection

Total number of social protection beneficiaries registered at the Centre for Social Work, 2022



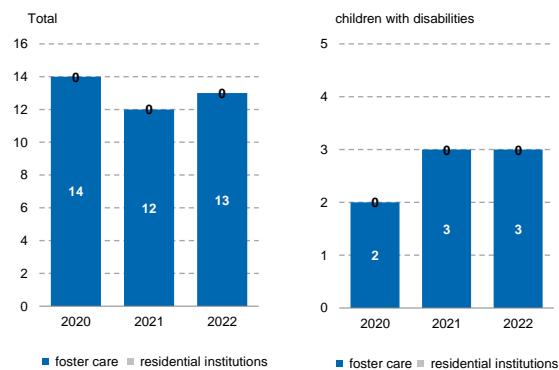
Source: Republic Institute for Social Protection

ACCOMMODATION SERVICES

Foster families*	14	(2022)
Number of children using accommodation services (aged 0–17)*	13	(2022)
Rate of children using accommodation services (per 1,000 children)*	4.0	(2022)
Rate of children in residential institutions (per 1,000 children)*	0.0	(2022)
Rate of children in foster care (per 1,000 children)*	4.0	(2022)
Number of children with disabilities using accommodation services*	3	(2022)
Number of beneficiaries of public residential institutions aged 65 and over*	24	(2022)
Share of beneficiaries of public residential institutions aged 65 and over in total number of people aged 65 and over (%)*	0.4	(2022)

* state as of 31.12.
Source: Ministry of Labour, Employment, Veteran and Social Affairs

Children using accommodation services by type of accommodation, 2020–2022*



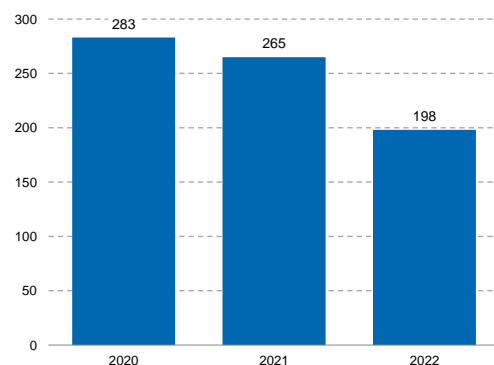
* state as of 31.12.
Source: Ministry of Labour, Employment, Veteran and Social Affairs

CASH BENEFITS

Number of cash social assistance (income support) beneficiaries*	198	(2022)
Share of beneficiaries of cash social assistance (income support) in total population (%)*	0.9	(2022)
Number of child allowance beneficiaries (aged 0–17)*	1207	(2022)
Share of child allowance beneficiaries in total child population (%)*	37.0	(2022)
Number of beneficiaries of increased child allowance (aged 0–17)*	166	(2022)
Share of beneficiaries of increased child allowance in total child population (%)*	5.1	(2022)
Number of beneficiaries of basic allowance for assistance and care of another person*	69	(2022)
Number of beneficiaries of increased allowance for assistance and care of another person*	123	(2022)
Share of beneficiaries of increased allowance for assistance and care of another person in total population (%)*	0.6	(2022)

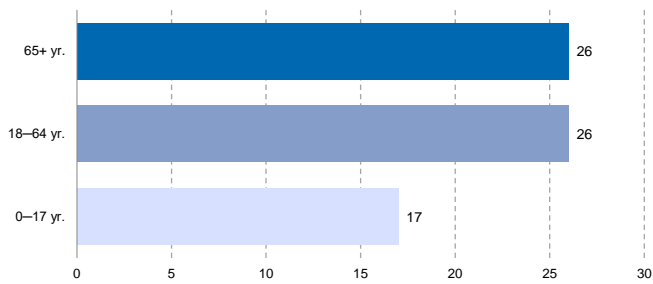
* state as of 31.12.
Source: Ministry of Labour, Employment, Veteran and Social Affairs

Number of cash social assistance (income support) beneficiaries (persons), 2020–2022*



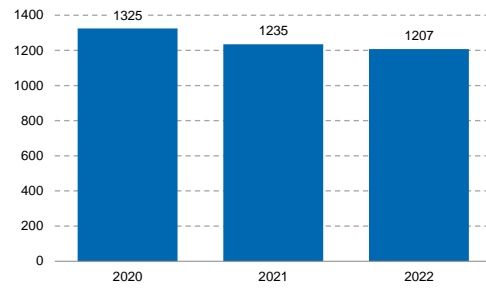
* state as of 31.12.
Source: Ministry of Labour, Employment, Veteran and Social Affairs

Number of beneficiaries of basic allowance for assistance and care of another person by age group, 2022*



* state as of 31.12.
Source: Ministry of Labour, Employment, Veteran and Social Affairs

Number of child allowance beneficiaries, 2020-2022*



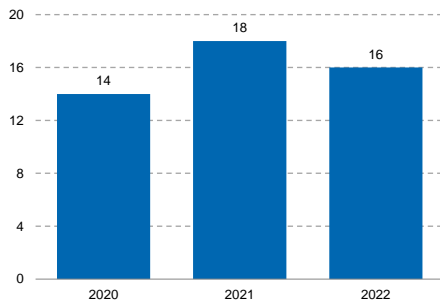
* state as of 31.12.
Source: Ministry of Labour, Employment, Veteran and Social Affairs

PROTECTION

Number of reported cases of domestic violence against children	3	(2022)
Number of reported cases of domestic violence against women	27	(2022)
Number of children in conflict with the law (aged 6-17)	16	(2022)
Rate of children in conflict with the law (aged 6-17) (per 1000 children)	7	(2022)

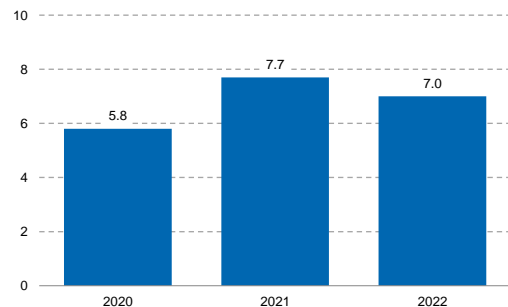
Source: Republic Institute for Social Protection

Number of children (aged 6-17) in conflict with the law, 2020-2022



Source: Republic Institute for Social Protection

Rate of children (aged 6-17) in conflict with the law, 2020-2022 (per 1,000 children)




Source: Republic Institute for Social Protection

 **SOCIAL PARTICIPATION**

Basic information

Percentage of voters that voted on elections for deputies of the municipal and city assemblies	63.4	(2020)
Percentage of women deputies in the municipal and city assemblies *	37.3	(2020)

 * SDG indicator 5.5.1
Source: Statistics of Elections, SORS



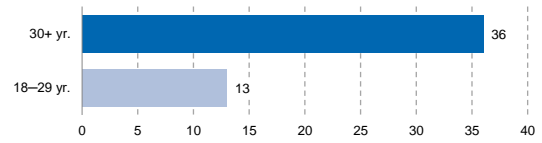
JUDICIARY

Basic information

Convicted juvenile perpetrators of criminal offences (aged 14–17) by place of committing criminal offence	0	(2022)
Convicted adults by place of committing criminal offence	49	(2022)
Convicted adults for theft, aggravated theft and robbery by place of committing criminal offence	8	(2022)

Source: Judiciary statistics, SORS

Convicted adults by place of committing criminal offence and age group, 2022



Source: Judiciary statistics, SORS



TRANSPORT AND INFRASTRUCTURE

Basic information

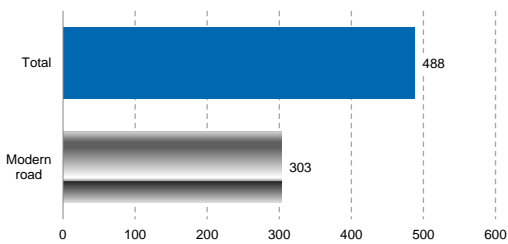
Length of roads (km) ¹	488	(2022)
Constructed dwellings per 1,000 inhabitants ²	1	(2022)
Telephone lines (per 100 inhabitants) ¹	27	(2022)

Source:

¹ Statistics of transport and telecommunications, SORS

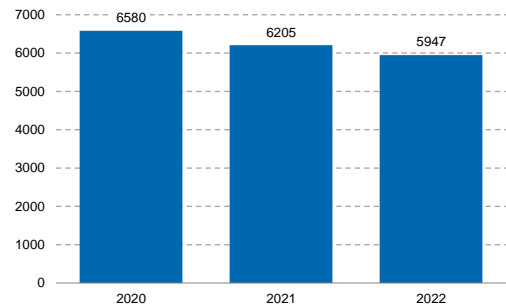
² Construction statistics, SORS

Length of roads, 2022 (km)



Source: Statistics of transport and telecommunications, SORS

Telephone subscribers, 2020–2022



Source: Statistics of transport and telecommunications, SORS



ENVIRONMENT

Basic information

Length of the water supply network (km) ¹	199	(2022)
Households connected to the water supply system ¹	6531	(2022)
Length of urban wastewater collecting network (km) ¹	51	(2022)
Households connected to urban wastewater collecting system ¹	3863	(2020)
Territory of land area covered by forest (ha) ²	13534	(2020)
Proportion of land area covered by forest* (%) ²	35	(2020)

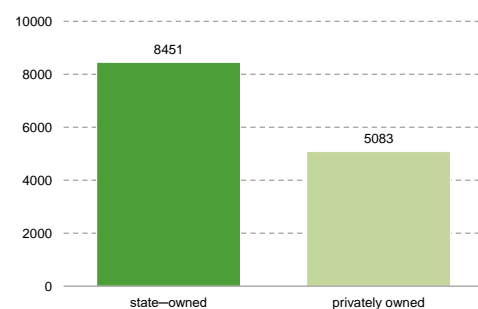
SDG indicator 15.1.1

Source:

¹ Environmental statistics and accounts, SORS

² Forestry statistics, SORS

Land area covered by forest, 2020 (ha)



Source: Forestry statistics, SORS



COMPOSITE INDEXES

Capitals of resilience of municipalities, 2013

Capitals of Resilience Index	15.99
Capitals of Resilience Index - rank	23
Normalized Capitals of Resilience Index	51.6

Source: Human Development Report, UNDP

Child well-being index, 2012–2014

	Index	Rank
2012	30.04	74
2013	30.96	83
2014	32.4	77

Source: SeConS and UNICEF



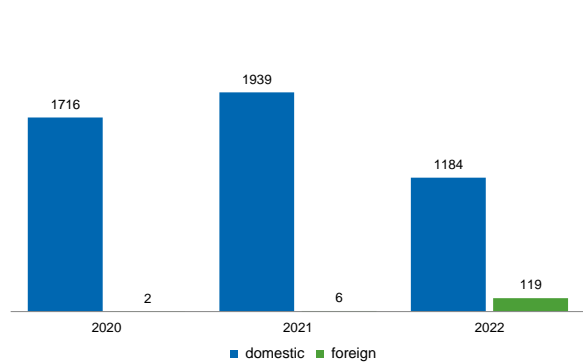
CATERING AND TOURISM

Basic information

Tourists arrivals		
<i>domestic</i>	1184	(2022)
<i>foreign</i>	119	(2022)
Tourists overnight stays		
<i>domestic</i>	5114	(2022)
<i>foreign</i>	262	(2022)
Average number of overnight stays		
<i>domestic</i>	4.3	(2022)
<i>foreign</i>	2.2	(2022)

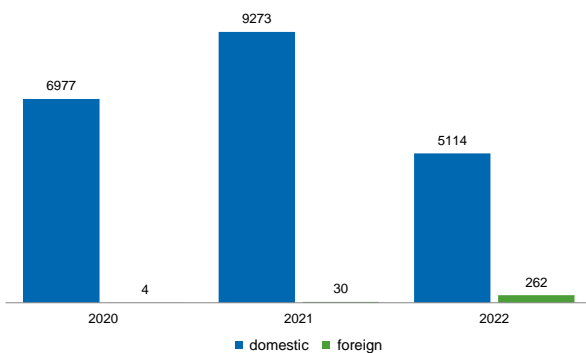
Source: Monthly report on tourist arrivals and nights in accommodation establishments, SORS

Tourists arrivals, 2020–2022.



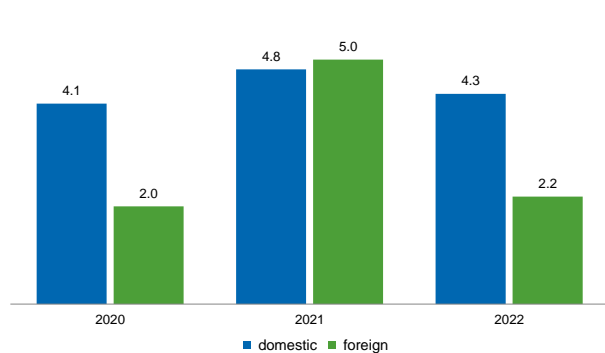
Source: Monthly report on tourist arrivals and nights in accommodation establishments, SORS

Tourists overnight stays, 2020–2022.



Source: Monthly report on tourist arrivals and nights in accommodation establishments, SORS

Average number of overnight stays, 2020–2022.



Source: Monthly report on tourist arrivals and nights in accommodation establishments, SORS

Additional info:



Download all database data in Excel format:

[Data](#)



DevInfo profiles:

devinfo.stat.gov.rs/SerbiaProfileLauncher/?lang=en



DevInfo online database:

devinfo.stat.gov.rs



For additional information or questions please contact:

devinfo@stat.gov.rs

Useful links:

Centre for Study on Cultural Development

Institute of Public Health of Serbia "Dr Milan Jovanovic Batut"

Ministry of Finance

Ministry of Labour, Employment, Veteran and Social Affairs

National Employment Service

Republic Geodetic Authority

Republic Institute for Social Protection

Serbian Business Registers Agency

Serbian Business Registers Agency (maps)

Statistical Office of the Republic of Serbia